



**THE PRINCE GEORGE'S COUNTY FY 2017-2022 APPROVED CAPITAL IMPROVEMENT PROGRAM**

**FIRE/EMS DEPARTMENT**

**Agency Description**

The Fire/Emergency Medical Services (EMS) Department is responsible for fire suppression, emergency medical services (EMS), fire prevention, research and training and the coordination of the Volunteer Fire Companies. The Fire/EMS Department was established by Section 13 of the Schedule of Legislation for the Prince George's County Charter. The Fire Chief is responsible for its operation.

The Fire/EMS Department consists of a combination of sworn and civilian staff, in addition to more than 1,200 active volunteers, united under the operational authority of the County Fire Chief. Together these two labor forces combine to operate 45 fire and EMS stations, as well as several Fire/EMS Department support facilities that are located throughout the County. Each Volunteer Fire/Rescue Corporation operates at least one station. The Fire/EMS Department is organized into 4 operational commands: Emergency Operations, Administrative Services, Special Operations, and Management Services.

**Facilities**

The Fire/EMS Department's headquarters is located at the Largo Government Center (LGC) in Largo, Maryland. Staff is also located at several other County locations, including buildings in Forestville, Largo, and Landover Hills. Training personnel are located at the Fire/EMS Training Academy in Cheltenham, although training classes are provided at various locations throughout the County. Currently, the Fire/EMS Training Academy is utilizing an administration building with classrooms for adjunct instructors to provide course curriculum for staff training.

**Needs Assessment**

The Office of Central Services – Facilities Operation and Management (FOM) Division has provided a complete assessment of the mechanical systems and the condition of the roofs of all stations. Based on that assessment the replacement of these mechanical systems has been prioritized and the most critical are included in the Fire Station Renovations project. Also, based on the roof assessment and a review of the existing roof warranties, a roof replacement schedule has been developed, which will enable our replacements to eventually become proactive, as opposed to reactive to water infiltration and damage. Funding for these improvements is included in the Fire Station Roof Renovations project.

Five stations have been identified as requiring extensive renovation to meet existing and projected service needs. Nine stations have been identified as requiring replacement, due to age, inadequate space, and facilities, which makes renovation or rehabilitation not cost effective. Some of these stations will be strategically relocated or consolidated to accommodate commercial and residential growth, which will improve our ability to meet our response time goals. In addition, four additional stations are planned to meet future service demand while improving our ability to meet our response time goals. All new stations and renovations will include station alerting systems designed to reduce stress on personnel and reduce response times, separate male/female sleeping facilities and will comply with the American Disability Act (ADA).

**FY 2017 Funding Source**

- General Obligation Bonds – 100%

**FY 2017-2022 Program Highlights**

- Construction of the new Hyattsville Fire/EMS Station will continue.
- Construction of the new Shady Glen Fire/EMS Station will continue.
- Construction for the new Public Safety Pier at National Harbor will be completed.
- Planning will begin for the new Training & Leadership Facility.
- There are several stations that will have deteriorating concrete ramps, emergency stand-by generators, and apparatus bay doors replaced.

|                |                           |
|----------------|---------------------------|
| New Projects   | <u>PROJECT NAME</u>       |
| <u>CIP ID#</u> | Camp Springs Fire Station |
| LK510020       |                           |

|                  |                       |                  |
|------------------|-----------------------|------------------|
| Deleted Projects |                       | Project Complete |
| LK510441         | Chillum Fire/EMS #844 |                  |

THE PRINCE GEORGE'S COUNTY FY 2017-2022 APPROVED CAPITAL IMPROVEMENT PROGRAM

| Revised Projects |                            | REVISION                                     |
|------------------|----------------------------|--|
| CIP ID #         | PROJECT NAME               |  |
| LK510423         | Beechtree Fire/EMS         | Start/Completion Date                        |
| LK510800         | Beltsville Fire/EMS        | Start/Completion Date                        |
| LK511143         | Chillum Fire/EMS #834      | Start/Completion Date                        |
| LK511183         | Clinton Fire/EMS           | Start/Completion Date                        |
| LK5112113        | Fire Dept. Headquarters    | Start/Completion Date                        |
| LK510651         | Fire Station Renovations   | Total Project Cost Increase                  |
| LK510648         | Fire Station Roof Renov.   | FY17 Funding Increase                        |
| LK510230         | Forestville Fire/EMS       | Start/Completion Date                        |
| LK510523         | Greenbelt Fire/EMS         | Total Project Cost Decrease                  |
| LK510010         | Hyattsville Fire/EMS       | Completion Date, FY17 Funding Increase       |
| LK511173         | Kentland Fire/EMS #846     | Start/Completion Date                        |
| LK510330         | Kentland Fire/EMS #833     | FY17 Funding Decrease, Completion Date       |
| LK510113         | Konterra Fire/EMS          | Start/Completion Date                        |
| LK511153         | Marlboro Fire/EMS #845     | Start/Completion Date                        |
| LK510203         | Marlboro Fire/EMS #820     | Start/Completion Date                        |
| LK510325         | Oxon Hill Fire/EMS         | FY17 Funding Increase                        |
| LK510510         | Piscataway Fire/EMS        | Start/Completion Date                        |
| LK511123         | Riverdale #807 and #813    | Start/Completion Date                        |
| LK510083         | Shady Glen Fire/EMS        | FY17 Funding Increase                        |
| LK510601         | Training Academy           | FY17 Funding Increase, Start/Completion Date |
| LK510700         | Water Storage Tanks        | Total Project Cost Increase                  |
| LK510481         | West Lanham Hills Fire/Ems | Completion Date                              |
| LQ510602         | Apparatus Maintenance Fac. | Start/Completion Date                        |
| Renamed Projects |                            | CHANGED TO                                   |
| CIP ID #         | PROJECT NAME               |  |
| LQ510601         | Training Academy           | Training & Leadership Facility               |

**THE PRINCE GEORGE'S COUNTY FY 2017-2022 APPROVED CAPITAL IMPROVEMENT PROGRAM**

**SUMMARY BY AGENCY : FIRE / EMS**

| PROGRAM EXPENSES | TOTAL         | THRU PAST YR | CURRENT YR EST. | TOTAL 6 YEARS | BUDGET YEAR  | BY+1         | BY+2         | BY+3         | BY+4         | BY+5         | BEYOND        |
|------------------|---------------|--------------|-----------------|---------------|--------------|--------------|--------------|--------------|--------------|--------------|---------------|
| PLANS            | 12239         | 198          | 1350            | 6000          | 1300         | 600          | 600          | 100          | 800          | 2600         | 4691          |
| LAND             | 1409          | 909          | 500             | 0             | 0            | 0            | 0            | 0            | 0            | 0            | 0             |
| CONST            | 264953        | 92           | 7800            | 98361         | 18207        | 21254        | 18300        | 11400        | 11800        | 17400        | 158700        |
| EQUIP            | 21229         | 2219         | 0               | 8310          | 1450         | 1210         | 1500         | 1350         | 900          | 1900         | 10700         |
| OTHER            | 39589         | 21139        | 350             | 9700          | 850          | 600          | 800          | 1150         | 2800         | 3500         | 8400          |
| <b>TOTAL</b>     | <b>339419</b> | <b>24557</b> | <b>10000</b>    | <b>122371</b> | <b>21807</b> | <b>23664</b> | <b>21200</b> | <b>14000</b> | <b>16300</b> | <b>25400</b> | <b>182491</b> |

**SOURCE OF FUNDS:**

|              |               |              |              |               |              |              |              |              |              |              |               |
|--------------|---------------|--------------|--------------|---------------|--------------|--------------|--------------|--------------|--------------|--------------|---------------|
| G O BDS      | 339179        | 23801        | 10516        | 122371        | 21807        | 23664        | 21200        | 14000        | 16300        | 25400        | 182491        |
| REV BDS      | 0             | 0            | 0            | 0             | 0            | 0            | 0            | 0            | 0            | 0            | 0             |
| FED          | 0             | 0            | 0            | 0             | 0            | 0            | 0            | 0            | 0            | 0            | 0             |
| STATE        | 0             | 0            | 0            | 0             | 0            | 0            | 0            | 0            | 0            | 0            | 0             |
| SW BDS       | 0             | 0            | 0            | 0             | 0            | 0            | 0            | 0            | 0            | 0            | 0             |
| DEV          | 0             | 0            | 0            | 0             | 0            | 0            | 0            | 0            | 0            | 0            | 0             |
| MNCPPC       | 0             | 0            | 0            | 0             | 0            | 0            | 0            | 0            | 0            | 0            | 0             |
| OTHER        | 240           | 240          | 0            | 0             | 0            | 0            | 0            | 0            | 0            | 0            | 0             |
| <b>TOTAL</b> | <b>339418</b> | <b>24040</b> | <b>10516</b> | <b>122371</b> | <b>21807</b> | <b>23664</b> | <b>21200</b> | <b>14000</b> | <b>16300</b> | <b>25400</b> | <b>182491</b> |

THE PRINCE GEORGE'S COUNTY FY 2017-2022 APPROVED CAPITAL IMPROVEMENT PROGRAM

FIRE / EMS

| CIP - ID  | PROJECT NAME                   | ADDRESS                     | PLANNING AREA               | PROJECT CLASS    | COST (000) | COMPL DATE |
|-----------|--------------------------------|-----------------------------|-----------------------------|------------------|------------|------------|
| LK 511163 | ALLENTOWN FIRE/EMS #832        | 8709 ALLENTOWN ROAD         | NA NOT APPLICABLE           | REHABILITATION   | 3600       | 12/2023    |
| LQ 510602 | APPARATUS MAINTENANCE FACILITY | LOCATION NOT DETERMINED     | NA NOT APPLICABLE           | REPLACEMENT      | 15500      | 06/2024    |
| LK 511253 | AQUASCO FIRE/EMS               | LOCATION NOT DETERMINED     | NA NOT APPLICABLE           | NEW CONSTRUCTION | 8200       | 06/2025    |
| LK 510423 | BEECHTREE FIRE/EMS STATION     | LEELAND ROAD                | 079 UPPER MARLBORO & VICINI | NEW CONSTRUCTION | 8300       | 06/2020    |
| LK 510800 | BELTSVILLE FIRE/EMS STATION #8 | BELTSVILLE AREA             | 061 FAIRLAND BELTSVILLE     | REPLACEMENT      | 8909       | 06/2024    |
| LK 511113 | BERWYN HEIGHTS FIRE/EMS #814   | 8811 60TH AVENUE            | NA NOT APPLICABLE           | REHABILITATION   | 3600       | 06/2025    |
| LK 511193 | BOWIE FIRE/EMS #839            | 15454 ANNAPOLIS ROAD        | NA NOT APPLICABLE           | REHABILITATION   | 3600       | 06/2022    |
| LK 511233 | BRANCHVILLE FIRE/EMS #811      | LOCATION NOT DETERMINED     | NA NOT APPLICABLE           | NEW CONSTRUCTION | 8200       | 06/2023    |
| LK 510200 | CAMP SPRINGS FIRE STATION      | LOCATION NOT DETERMINED     | NA NOT APPLICABLE           | NEW CONSTRUCTION | 8000       | 06/2023    |
| LK 511143 | CHILLUM FIRE/EMS #834          | 7411 RIGGS ROAD             | NA NOT APPLICABLE           | REHABILITATION   | 8900       | 06/2024    |
| LK 511183 | CLINTON FIRE/EMS #825          | 9025 WOODYARD ROAD          | NA NOT APPLICABLE           | REHABILITATION   | 3600       | 12/2022    |
| LK 511213 | FIRE DEPARTMENT HEADQUARTERS   | PRESIDENTIAL PARKWAY        | NA NOT APPLICABLE           | NEW CONSTRUCTION | 15000      | 06/2024    |
| LQ 510600 | FIRE SERVICES BUILDING         | 6820 WEBSTER STREET         | 069 DEFENSE HGTS-BLADENSBUR | REHABILITATION   | 6000       | 06/2028    |
| LK 510651 | FIRE STATION RENOVATIONS       | COUNTY-WIDE                 | NA NOT APPLICABLE           | REHABILITATION   | 44689      | 06/2024    |
| LK 510648 | FIRE STATION ROOF RENOVATIONS  | COUNTY-WIDE                 | NA NOT APPLICABLE           | REHABILITATION   | 9200       | 06/2024    |
| LK 510230 | FORESTVILLE FIRE/EMS STATION ( | PRESIDENTIAL PARKWAY NEAR   | 078 WESTPHALIA & VICINITY   | REPLACEMENT      | 8300       | 06/2021    |
| LK 510523 | GREENBELT FIRE/EMS STATION #83 | GREENBELT AREA              | 067 GREENBELT & VICINITY    | REPLACEMENT      | 8300       | 06/2023    |
| LK 510010 | HYATTSVILLE FIRE/EMS STATION # | 6200 BELCREST ROAD          | 068 HYATTSVILLE AND VICINIT | REPLACEMENT      | 13750      | 06/2018    |
| LK 511173 | KENTLAND FIRE/EMS #846         | 10400 CAMPUS WAY SOUTH      | NA NOT APPLICABLE           | REHABILITATION   | 3600       | 12/2019    |
| LK 510330 | KENTLAND FIRE/EMS STATION #833 | 7701 LANDOVER ROAD          | 072 LANDOVER AREA           | REHABILITATION   | 3600       | 06/2018    |
| LK 510113 | KONTERRA FIRE/EMS STATION      | LAUREL AREA                 | NA NOT APPLICABLE           | NEW CONSTRUCTION | 8700       | 06/2023    |
| LK 511273 | LANDOVER HILLS FIRE/EMS #830   | LOCATION NOT DETERMINED     | NA NOT APPLICABLE           | REHABILITATION   | 3600       | 06/2026    |
| LK 510493 | LAUREL FIRE/EMS STATION #849   | LAUREL AREA (ROUTE 197)     | NA NOT APPLICABLE           | REPLACEMENT      | 8100       | 06/2023    |
| LK 511153 | MARLBORO FIRE/EMS #845         | 7710 CROOM ROAD             | 060 NORTHWESTERN            | REHABILITATION   | 4509       | 06/2019    |
| LK 510203 | MARLBORO FIRE/EMS STATION #820 | UPPER MARLBORO AREA         | 079 UPPER MARLBORO & VICINI | REPLACEMENT      | 9900       | 06/2024    |
| LK 511133 | NOTTINGHAM FIRE/EMS STATION    | CROOM ROAD & BADEN-NAYLOR   | NA NOT APPLICABLE           | NEW CONSTRUCTION | 7500       | 06/2026    |
| LK 510325 | OXON HILL FIRE/EMS STATION     | FELKER AVENUE & OXON HILL   | 76B HENSON CREEK            | REPLACEMENT      | 9500       | 06/2018    |
| LK 510510 | PISCATAWAY FIRE/EMS STATION    | FLOREAL PARK ROAD & DANVILL | 76B HENSON CREEK            | NEW CONSTRUCTION | 8700       | 06/2023    |
| LK 511200 | RITCHIE FIRE/EMS #837          | LOCATION NOT DETERMINED     | NA NOT APPLICABLE           | REPLACEMENT      | 8600       | 06/2024    |
| LK 511123 | RIVERDALE #807 & #813 FIRE/EMS | KENILWORTH AVE & EAST-WEST  | NA NOT APPLICABLE           | NEW CONSTRUCTION | 9100       | 06/2023    |
| LK 510083 | SHADY GLEN FIRE/EMS STATION    | SHADY GLEN DRIVE & CENTRAL  | 072 LANDOVER AREA           | REPLACEMENT      | 10500      | 06/2017    |
| LK 511223 | SILVER HILL FIRE/EMS #829      | LOCATION NOT DETERMINED     | NA NOT APPLICABLE           | NEW CONSTRUCTION | 9500       | 06/2024    |
| LK 511263 | SNOWDEN FIRE/EMS               | LOCATION NOT DETERMINED     | NA NOT APPLICABLE           | NEW CONSTRUCTION | 8200       | 06/2026    |
| LK 510833 | ST BARNABAS FIRE/EMS STATION   | LOCATION NOT DETERMINED     | NA NOT APPLICABLE           | REPLACEMENT      | 9100       | 06/2022    |
| LQ 510601 | TRAINING & LEADERSHIP ACADEMY  | ST BARNABAS RD & VIRGINIA   | 76B HENSON CREEK            | REPLACEMENT      | 15000      | 06/2019    |
| LK 510700 | WATER STORAGE TANKS            | 4920 RITCHIE MARLBORO ROAD  | NA NOT APPLICABLE           | NEW CONSTRUCTION | 3862       | 06/2024    |
| LK 510481 | WEST LANHAM HILLS FIRE/EMS STA | COUNTY-WIDE                 | NA NOT APPLICABLE           | REHABILITATION   | 3600       | 06/2017    |
| LK 511243 | WOODMORE FIRE/EMS              | 8501 GOOD LUCK ROAD         | 070 GLENDALE, SEABROOK, LAN | NEW CONSTRUCTION | 8600       | 06/2024    |
|           |                                | LOCATION NOT DETERMINED     | NA NOT APPLICABLE           |                  |            |            |

AGENCY TOTAL

339419

TOTAL PROJECTS = 38

**THE PRINCE GEORGE'S COUNTY FY 2017-2022 APPROVED CAPITAL IMPROVEMENT PROGRAM**

|                   |                        |               |
|-------------------|------------------------|---------------|
| <b>CIP ID NO.</b> | <b>PROJECT NAME</b>    | <b>AGENCY</b> |
| LK511163          | ALLETOWN FIRE/EMS #832 | FIRE / EMS    |

|  |                             |   |
|--|-----------------------------|---|
| <b>LOCATION AND CLASSIFICATION</b>             |                             |   |
| COUNCIL DIST<br>PLANNING AREA<br>ADDRESS       | STATUS<br>CLASS<br>FUNCTION | Projected<br>Rehabilitation<br>Fire and Rescue Stations |
| Eight<br>Not Applicable<br>8709 Allentown Road |                             |   |

| <b>EXPENDITURE SCHEDULE (000,\$)</b> |               |               |                |                 |          |          |          |          |          |                 |
|--------------------------------------|---------------|---------------|----------------|-----------------|----------|----------|----------|----------|----------|-----------------|
| TOTAL                                | THRU<br>FY 15 | EST.<br>FY 16 | TOTAL<br>6 YRS | BUD YR<br>FY 17 | FY 18    | FY 19    | FY 20    | FY 21    | FY 22    | BEYOND<br>6 YRS |
| PLANS                                | 0             | 0             | 0              | 0               | 0        | 0        | 0        | 0        | 0        | 200             |
| LAND                                 | 0             | 0             | 0              | 0               | 0        | 0        | 0        | 0        | 0        | 0               |
| CONST                                | 0             | 0             | 0              | 0               | 0        | 0        | 0        | 0        | 0        | 2800            |
| EQUIP                                | 0             | 0             | 0              | 0               | 0        | 0        | 0        | 0        | 0        | 500             |
| OTHER                                | 0             | 0             | 0              | 0               | 0        | 0        | 0        | 0        | 0        | 100             |
| <b>TOTAL</b>                         | <b>0</b>      | <b>0</b>      | <b>0</b>       | <b>0</b>        | <b>0</b> | <b>0</b> | <b>0</b> | <b>0</b> | <b>0</b> | <b>3600</b>     |

| <b>FUNDING SCHEDULE (000,\$)</b> |                 |
|----------------------------------|-----------------|
| G O BDS                          | BEYOND<br>6 YRS |
| 3600                             | 0               |
|                                  |                 |
|                                  |                 |
| <b>TOTAL</b>                     | <b>3600</b>     |

**DESCRIPTION AND JUSTIFICATION**

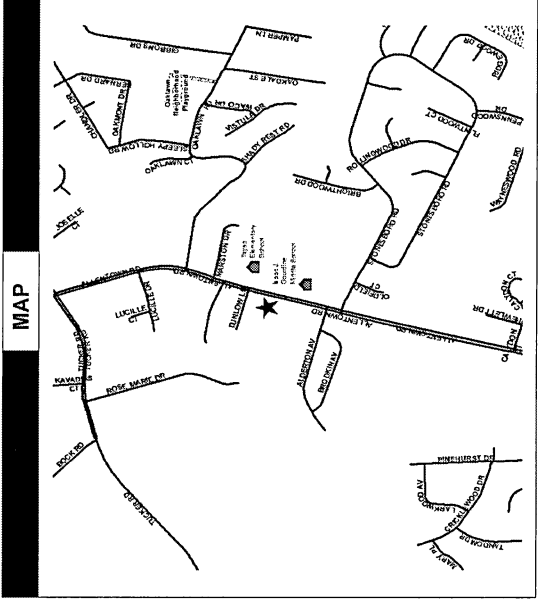
**DESCRIPTION:** This project provides funding to complete a major renovation of the existing facility constructed in 1950. This facility currently houses a basic life support ambulance, engine, ladder truck, and brush unit.

**JUSTIFICATION:** Numerous stations were designed and constructed prior to current operational performance needs. Issues such as aging electrical and mechanical systems, plague the station with significant ongoing expenses for maintenance. This station is unable to adequately serve staffing goals, male/female staffing accommodations, and ADA compliance. Additional improvements such as energy efficiency improvements, security improvements, disaster resilience, and technologies to improve response time will be included.

|                                  |   |
|----------------------------------|---|
| <b>OPERATING IMPACT (000,\$)</b> |   |
| DEBT SERVICE                     | 0 |
| MAINTENANCE COSTS                | 0 |
| OPERATING COSTS                  | 0 |
| TOTAL                            | 0 |
| COST SAVINGS                     | 0 |

|                                    |         |
|------------------------------------|---------|
| <b>APPROPRIATION DATA (000,\$)</b> |         |
| YEAR FIRST IN CIP                  | FY 2014 |
| YEAR FIRST IN CAPITAL BUDGET       | FY XX   |
| CURRENT AUTH. THRU                 | FY 17 0 |
| CUMULATIVE APPROP. THRU            | FY 17 0 |
| APPROPRIATION REQUESTED            | 0       |
| BONDS SOLD                         | 0       |
| OTHER FUNDS                        | 0       |
| TOTAL FUNDS RECEIVED               | 0       |
| EXPENDITURES & ENCUMBRANCES        | 0       |
| UNENCUMBERED BALANCE               | 0       |

|                           |                  |
|---------------------------|------------------|
| <b>PROJECT STATUS</b>     |                  |
| LAND STATUS               | No Land Involved |
| PROJECT STATUS            | Design Not Begun |
| PERCENT COMPLETED         | 0                |
| ESTIMATED COMPLETION DATE | 12/2023          |



**THE PRINCE GEORGE'S COUNTY FY 2017-2022 APPROVED CAPITAL IMPROVEMENT PROGRAM**

|                   |                     |               |
|-------------------|---------------------|---------------|
| <b>CIP ID NO.</b> | <b>PROJECT NAME</b> | <b>AGENCY</b> |
| LK511253          | AQUASCO FIRE/EEMS   | FIRE / EEMS   |

|                                 |   |
|---------------------------------|---|
| <b>OPERATING IMPACT (000,S)</b> |   |
| DEBT SERVICE                    | 0 |
| MAINTENANCE COSTS               | 0 |
| OPERATING COSTS                 | 0 |
| TOTAL                           | 0 |
| COST SAVINGS                    | 0 |

|                                    |   |
|------------------------------------|---|
| <b>LOCATION AND CLASSIFICATION</b> |   |
| <b>COUNCIL DIST</b>                | Nine  |
| <b>PLANNING AREA</b>               | Not Applicable  |
| <b>ADDRESS</b>                     | Location Not Determined                                   |
| <b>STATUS CLASS FUNCTION</b>       | Projected<br>New Construction<br>Fire and Rescue Stations |

|                                     |                   |                   |                    |                     |              |              |              |              |              |                     |
|-------------------------------------|-------------------|-------------------|--------------------|---------------------|--------------|--------------|--------------|--------------|--------------|---------------------|
| <b>EXPENDITURE SCHEDULE (000,S)</b> |                   |                   |                    |                     |              |              |              |              |              |                     |
| <b>TOTAL</b>                        | <b>THRU FY 15</b> | <b>EST. FY 16</b> | <b>TOTAL 6 YRS</b> | <b>BUD YR FY 17</b> | <b>FY 18</b> | <b>FY 19</b> | <b>FY 20</b> | <b>FY 21</b> | <b>FY 22</b> | <b>BEYOND 6 YRS</b> |
| PLANS                               | 300               | 0                 | 0                  | 0                   | 0            | 0            | 0            | 0            | 0            | 300                 |
| LAND                                | 0                 | 0                 | 0                  | 0                   | 0            | 0            | 0            | 0            | 0            | 0                   |
| CONST                               | 7400              | 0                 | 0                  | 0                   | 0            | 0            | 0            | 0            | 0            | 7400                |
| EQUIP                               | 0                 | 0                 | 0                  | 0                   | 0            | 0            | 0            | 0            | 0            | 0                   |
| OTHER                               | 500               | 0                 | 0                  | 0                   | 0            | 0            | 0            | 0            | 0            | 500                 |
| <b>TOTAL</b>                        | <b>8200</b>       | <b>0</b>          | <b>0</b>           | <b>0</b>            | <b>0</b>     | <b>0</b>     | <b>0</b>     | <b>0</b>     | <b>0</b>     | <b>8200</b>         |

|                                   |          |
|-----------------------------------|----------|
| <b>APPROPRIATION DATA (000,S)</b> |          |
| YEAR FIRST IN CIP                 | FY 2015  |
| YEAR FIRST IN CAPITAL BUDGET      | FY XX    |
| CURRENT AUTH. THRU                | FY 17 0  |
| CUMULATIVE APPROP. THRU           | FY 17 0  |
| <b>APPROPRIATION REQUESTED</b>    | <b>0</b> |
| BONDS SOLD                        | 0        |
| OTHER FUNDS                       | 0        |
| TOTAL FUNDS RECEIVED              | 0        |
| EXPENDITURES & ENCUMBRANCES       | 0        |
| UNENCUMBERED BALANCE              | 0        |

|                                 |             |          |          |          |          |          |          |          |          |             |
|---------------------------------|-------------|----------|----------|----------|----------|----------|----------|----------|----------|-------------|
| <b>FUNDING SCHEDULE (000,S)</b> |             |          |          |          |          |          |          |          |          |             |
| <b>G O BDS</b>                  | <b>8200</b> | <b>0</b> | <b>0</b> | <b>0</b> | <b>0</b> | <b>0</b> | <b>0</b> | <b>0</b> | <b>0</b> | <b>8200</b> |
| <b>TOTAL</b>                    | <b>8200</b> | <b>0</b> | <b>0</b> | <b>0</b> | <b>0</b> | <b>0</b> | <b>0</b> | <b>0</b> | <b>0</b> | <b>8200</b> |

|                           |                         |
|---------------------------|-------------------------|
| <b>PROJECT STATUS</b>     |                         |
| LAND STATUS               | Location Not Determined |
| PROJECT STATUS            | Design Not Begun        |
| PERCENT COMPLETED         | 0                       |
| ESTIMATED COMPLETION DATE | 06/2025                 |

|                                      |  |
|--------------------------------------|--|
| <b>DESCRIPTION AND JUSTIFICATION</b> |  |
| <b>DESCRIPTION:</b>                  | This project provides funding for new station in the general area of the Aquasco Road and Doctor Bowen Road. This station is identified in the MNCPPC Public Safety Facilities Master Plan as a Long Term priority.  |
| <b>JUSTIFICATION:</b>                | The design will be 3-bay drive through design to address current and future needs of the Fire/EMS Department. The station will incorporate traffic signalization, state of the art fire station alerting, a health and wellness area, and will have an outdoor training facility. The design will also incorporate LEED certified technologies and green energy initiatives, as well as, required art in public places accommodations. |

|            |
|------------|
| <b>MAP</b> |
|            |

**THE PRINCE GEORGE'S COUNTY FY 2017-2022 APPROVED CAPITAL IMPROVEMENT PROGRAM**

|                   |                            |               |
|-------------------|----------------------------|---------------|
| <b>CIP ID NO.</b> | <b>PROJECT NAME</b>        | <b>AGENCY</b> |
| LK510423          | BEECHTREE FIRE/EMS STATION | FIRE / EMS    |

|                                 |   |
|---------------------------------|---|
| <b>OPERATING IMPACT (000,S)</b> |   |
| DEBT SERVICE                    | 0 |
| MAINTENANCE COSTS               | 0 |
| OPERATING COSTS                 | 0 |
| TOTAL                           | 0 |
| COST SAVINGS                    | 0 |

|                                    |                           |
|------------------------------------|---------------------------|
| <b>LOCATION AND CLASSIFICATION</b> |                           |
| COUNCIL DIST                       | Six                       |
| PLANNING AREA                      | Upper Marlboro & Vicinity |
| ADDRESS                            | Leeland Road              |
| STATUS CLASS                       | Revised                   |
| FUNCTION                           | New Construction          |
|                                    | Fire and Rescue Stations  |

| <b>EXPENDITURE SCHEDULE (000,S)</b> |            |            |             |              |       |       |       |       |       |              |
|-------------------------------------|------------|------------|-------------|--------------|-------|-------|-------|-------|-------|--------------|
| TOTAL                               | THRU FY 15 | EST. FY 16 | TOTAL 6 YRS | BUD YR FY 17 | FY 18 | FY 19 | FY 20 | FY 21 | FY 22 | BEYOND 6 YRS |
| 500                                 | 0          | 0          | 500         | 0            | 0     | 500   | 0     | 0     | 0     | 0            |
| 0                                   | 0          | 0          | 0           | 0            | 0     | 0     | 0     | 0     | 0     | 0            |
| 6200                                | 0          | 0          | 6200        | 0            | 0     | 0     | 6200  | 0     | 0     | 0            |
| 1350                                | 0          | 0          | 1350        | 0            | 0     | 0     | 1350  | 0     | 0     | 0            |
| 250                                 | 0          | 0          | 250         | 0            | 0     | 0     | 250   | 0     | 0     | 0            |
| 8300                                | 0          | 0          | 8300        | 0            | 0     | 500   | 7800  | 0     | 0     | 0            |

|                                   |         |
|-----------------------------------|---------|
| <b>APPROPRIATION DATA (000,S)</b> |         |
| YEAR FIRST IN CIP                 | FY 2004 |
| YEAR FIRST IN CAPITAL BUDGET      | FY 2004 |
| CURRENT AUTH. THRU                | FY 17 0 |
| CUMULATIVE APPROP. THRU           | FY 17 0 |
| APPROPRIATION REQUESTED           | 0       |
| BONDS SOLD                        | 0       |
| OTHER FUNDS                       | 0       |
| TOTAL FUNDS RECEIVED              | 0       |
| EXPENDITURES & ENCUMBRANCES       | 0       |
| UNENCUMBERED BALANCE              | 0       |

| <b>FUNDING SCHEDULE (000,S)</b> |   |   |      |   |   |     |      |   |   |
|---------------------------------|---|---|------|---|---|-----|------|---|---|
| 8300                            | 0 | 0 | 8300 | 0 | 0 | 500 | 7800 | 0 | 0 |
| 0                               | 0 | 0 | 0    | 0 | 0 | 0   | 0    | 0 | 0 |
| 8300                            | 0 | 0 | 8300 | 0 | 0 | 500 | 7800 | 0 | 0 |

|                           |                      |
|---------------------------|----------------------|
| <b>PROJECT STATUS</b>     | Acquisition Complete |
| LAND STATUS               | Design Not Begun     |
| PROJECT STATUS            |                      |
| PERCENT COMPLETED         | 0                    |
| ESTIMATED COMPLETION DATE | 06/2020              |

|   |
|---|
| <b>DESCRIPTION AND JUSTIFICATION</b>  |
| <p><b>DESCRIPTION:</b> This project provides funding for a new, 3-bay Fire/EMS station, which will house an engine, an ambulance, and a future special service. The station will include a station alerting system designed to reduce response times, an exercise room, separate male and female sleeping/locker rooms, office space, an emergency generator and a training room. Included in the "Equipment" expenditures is funding for signalization to facilitate safe ingress and egress from the station and a training tower, which will enable personnel to conduct training evolutions on-site. Included in "other" expenditures is an authorization equal to at least 1% of the construction cost to be utilized for works of art.</p> <p><b>JUSTIFICATION:</b> This station will improve Fire/EMS response times along the Rt. 301 corridor between Bowie and Upper Marlboro, which are currently at unacceptable levels. The new station is consistent with the Approved (March 2008) Public Safety Facilities Master Plan (MNCPPC), and is listed as a Highest Priority.</p> |

|            |
|------------|
| <b>MAP</b> |
|            |



**THE PRINCE GEORGE'S COUNTY FY 2017-2022 APPROVED CAPITAL IMPROVEMENT PROGRAM**

| CIP ID NO. | PROJECT NAME                     | AGENCY     |
|------------|----------------------------------|------------|
| LK510800   | BELTSVILLE FIRE/EMS STATION #831 | FIRE / EMS |

| LOCATION AND CLASSIFICATION             | STATUS CLASS FUNCTION                        |
|---|--|
| One Fairland Beltsville Beltsville Area | Revised Replacement Fire and Rescue Stations |

| OPERATING IMPACT (000,S) |   |
|--------------------------|---|
| DEBT SERVICE             | 0 |
| MAINTENANCE COSTS        | 0 |
| OPERATING COSTS          | 5 |
| TOTAL                    | 5 |
| COST SAVINGS             | 0 |

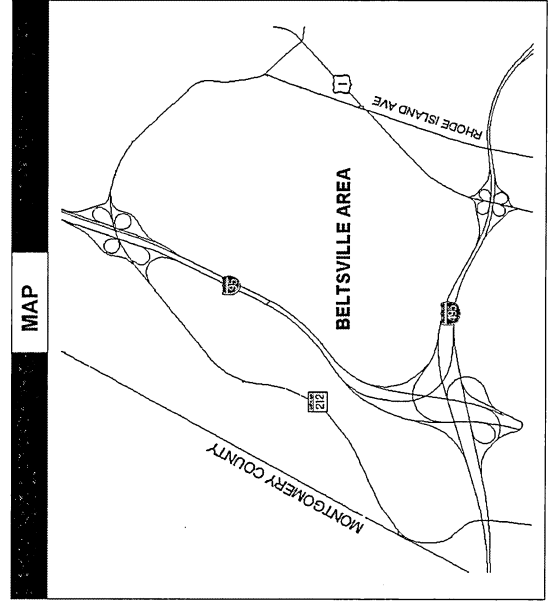
| EXPENDITURE SCHEDULE (000,S) |             |            |             |              |          |          |          |          |            |              |
|------------------------------|-------------|------------|-------------|--------------|----------|----------|----------|----------|------------|--------------|
| TOTAL                        | THRU FY 15  | EST. FY 16 | TOTAL 6 YRS | BUD YR FY 17 | FY 18    | FY 19    | FY 20    | FY 21    | FY 22      | BEYOND 6 YRS |
| PLANS                        | 291         | 0          | 0           | 0            | 0        | 0        | 0        | 0        | 0          | 291          |
| LAND                         | 0           | 0          | 0           | 0            | 0        | 0        | 0        | 0        | 0          | 0            |
| CONST                        | 6600        | 0          | 0           | 0            | 0        | 0        | 0        | 0        | 0          | 6600         |
| EQUIP                        | 900         | 0          | 0           | 0            | 0        | 0        | 0        | 0        | 0          | 900          |
| OTHER                        | 1118        | 0          | 800         | 0            | 0        | 0        | 0        | 0        | 800        | 300          |
| <b>TOTAL</b>                 | <b>8909</b> | <b>0</b>   | <b>800</b>  | <b>0</b>     | <b>0</b> | <b>0</b> | <b>0</b> | <b>0</b> | <b>800</b> | <b>8091</b>  |

| APPROPRIATION DATA (000,S)   |           |
|------------------------------|-----------|
| YEAR FIRST IN CIP            | FY 1987   |
| YEAR FIRST IN CAPITAL BUDGET | FY 2000   |
| CURRENT AUTH. THRU           | FY 17 818 |
| CUMULATIVE APPROP. THRU      | FY 17 18  |
| APPROPRIATION REQUESTED      | 0         |
| BONDS SOLD                   | 0         |
| OTHER FUNDS                  | 9         |
| TOTAL FUNDS RECEIVED         | 9         |
| EXPENDITURES & ENCUMBRANCES  | 0         |
| UNENCUMBERED BALANCE         | 9         |

| FUNDING SCHEDULE (000,S) |             |          |          |            |          |          |          |          |            |             |
|--------------------------|-------------|----------|----------|------------|----------|----------|----------|----------|------------|-------------|
| G O BDS                  | 8900        | 0        | 9        | 800        | 0        | 0        | 0        | 0        | 0          | 8091        |
| OTHER                    | 9           | 0        | 0        | 0          | 0        | 0        | 0        | 0        | 0          | 0           |
| <b>TOTAL</b>             | <b>8909</b> | <b>0</b> | <b>9</b> | <b>800</b> | <b>0</b> | <b>0</b> | <b>0</b> | <b>0</b> | <b>800</b> | <b>8091</b> |

| PROJECT STATUS            |                         |
|---------------------------|-------------------------|
| LAND STATUS               | Location Not Determined |
| PROJECT STATUS            | Design Not Begun        |
| PERCENT COMPLETED         | 0                       |
| ESTIMATED COMPLETION DATE | 06/2024                 |

| DESCRIPTION AND JUSTIFICATION   |
|---|
| <p><b>DESCRIPTION:</b> This project consists of replacing the existing station with a new 4-bay Fire/EMS station, which will house two engines, an aerial truck, a brush unit, a BLS ambulance, and a battalion chief. The station will include a station alerting system designed to reduce response times, an exercise room, separate male and female sleeping/locker rooms, office space, an emergency generator and a training room. Included in the "Equipment" expenditures is funding for signalization to facilitate safe ingress and egress from the station and a training tower. Included in "other" expenditures is an amount at least 1% of the construction cost for works of art.</p> <p><b>JUSTIFICATION:</b> This project will replace the existing station that was built in 1950. The current facility provides inadequate space for modern apparatus and leaves little margin for error with for existing apparatus. The new station, which is consistent with the Approved (March 2008) Public Safety Facilities Master Plan (MNCPPC), and is listed as a Intermediate Priority.</p> |



**THE PRINCE GEORGE'S COUNTY FY 2017-2022 APPROVED CAPITAL IMPROVEMENT PROGRAM**

|                   |                              |               |
|-------------------|------------------------------|---------------|
| <b>CIP ID NO.</b> | <b>PROJECT NAME</b>          | <b>AGENCY</b> |
| LK511113          | BERWYN HEIGHTS FIRE/EMS #814 | FIRE / EMS    |

|   |   |
|---|---|
| <b>LOCATION AND CLASSIFICATION</b>          |   |
| COUNCIL DIST<br>PLANNING AREA<br>ADDRESS    | STATUS<br>CLASS<br>FUNCTION                             |
| Three<br>Not Applicable<br>8811 60th Avenue | Projected<br>Rehabilitation<br>Fire and Rescue Stations |

| <b>EXPENDITURE SCHEDULE (000,S)</b> |               |               |                |                 |          |          |          |          |          |                 |
|-------------------------------------|---------------|---------------|----------------|-----------------|----------|----------|----------|----------|----------|-----------------|
| TOTAL                               | THRU<br>FY 15 | EST.<br>FY 16 | TOTAL<br>6 YRS | BUD YR<br>FY 17 | FY 18    | FY 19    | FY 20    | FY 21    | FY 22    | BEYOND<br>6 YRS |
| PLANS                               | 200           | 0             | 0              | 0               | 0        | 0        | 0        | 0        | 0        | 200             |
| LAND                                | 0             | 0             | 0              | 0               | 0        | 0        | 0        | 0        | 0        | 0               |
| CONST                               | 2800          | 0             | 0              | 0               | 0        | 0        | 0        | 0        | 0        | 2800            |
| EQUIP                               | 500           | 0             | 0              | 0               | 0        | 0        | 0        | 0        | 0        | 500             |
| OTHER                               | 100           | 0             | 0              | 0               | 0        | 0        | 0        | 0        | 0        | 100             |
| <b>TOTAL</b>                        | <b>3600</b>   | <b>0</b>      | <b>0</b>       | <b>0</b>        | <b>0</b> | <b>0</b> | <b>0</b> | <b>0</b> | <b>0</b> | <b>3600</b>     |

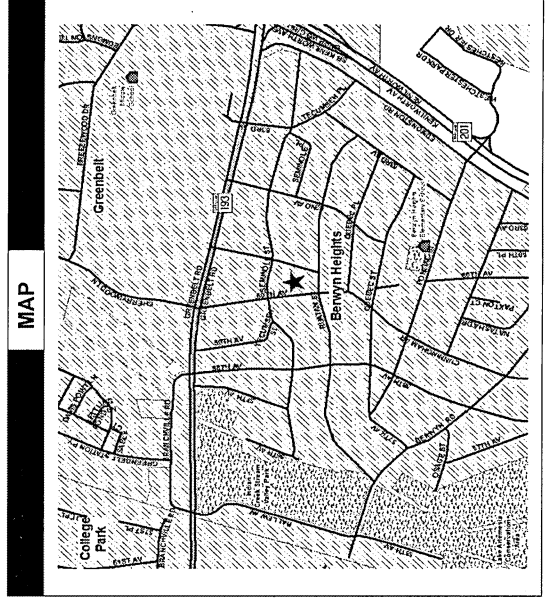
| <b>FUNDING SCHEDULE (000,S)</b> |      |
|---------------------------------|------|
| G O BDS                         | 3600 |
| TOTAL                           | 3600 |

| <b>DESCRIPTION AND JUSTIFICATION</b> |  |
|--------------------------------------|--|
| <b>DESCRIPTION:</b>                  | This project provides funding to complete a major renovation of the existing facility constructed in 1968. This facility currently houses a basic life support ambulance, ladder truck and rescue squad.   |
| <b>JUSTIFICATION:</b>                | Numerous stations were designed and constructed prior to current operational performance needs. Issues such as aging electrical and mechanical system plague the system with ongoing expenses to maintain service. This station is unable to adequately serve current and anticipated staffing needs, male/female staffing accommodations, and ADA compliance. Additional improvements such as energy efficiency improvements, security improvements, disaster resilience, and technologies to improve response time will be included. |

|                                 |   |
|---------------------------------|---|
| <b>OPERATING IMPACT (000,S)</b> |   |
| DEBT SERVICE                    | 0 |
| MAINTENANCE COSTS               | 0 |
| OPERATING COSTS                 | 0 |
| TOTAL                           | 0 |
| COST SAVINGS                    | 0 |

|                                   |         |
|-----------------------------------|---------|
| <b>APPROPRIATION DATA (000,S)</b> |         |
| YEAR FIRST IN CIP                 | FY 2014 |
| YEAR FIRST IN CAPITAL BUDGET      | FY XX   |
| CURRENT AUTH. THRU                | FY 17 0 |
| CUMULATIVE APPROP. THRU           | FY 17 0 |
| APPROPRIATION REQUESTED           | 0       |
| BONDS SOLD                        | 0       |
| OTHER FUNDS                       | 0       |
| TOTAL FUNDS RECEIVED              | 0       |
| EXPENDITURES & ENCUMBRANCES       | 0       |
| UNENCUMBERED BALANCE              | 0       |

|                           |                  |
|---------------------------|------------------|
| <b>PROJECT STATUS</b>     |                  |
| LAND STATUS               | No Land Involved |
| PROJECT STATUS            | Design Not Begun |
| PERCENT COMPLETED         | 0                |
| ESTIMATED COMPLETION DATE | 06/2025          |



**THE PRINCE GEORGE'S COUNTY FY 2017-2022 APPROVED CAPITAL IMPROVEMENT PROGRAM**

|                   |                     |               |
|-------------------|---------------------|---------------|
| <b>CIP ID NO.</b> | <b>PROJECT NAME</b> | <b>AGENCY</b> |
| LK511193          | BOWIE FIRE/EMS #839 | FIRE / EMS    |

|                                 |   |
|---------------------------------|---|
| <b>OPERATING IMPACT (000,S)</b> |   |
| DEBT SERVICE                    | 0 |
| MAINTENANCE COSTS               | 0 |
| OPERATING COSTS                 | 0 |
| TOTAL                           | 0 |
| COST SAVINGS                    | 0 |

|                                    |                          |
|------------------------------------|--------------------------|
| <b>LOCATION AND CLASSIFICATION</b> |                          |
| COUNCIL DIST                       | Four                     |
| PLANNING AREA                      | Not Applicable           |
| ADDRESS                            | 15454 Annapolis Road     |
| STATUS CLASS                       | Projected Rehabilitation |
| FUNCTION                           | Fire and Rescue Stations |

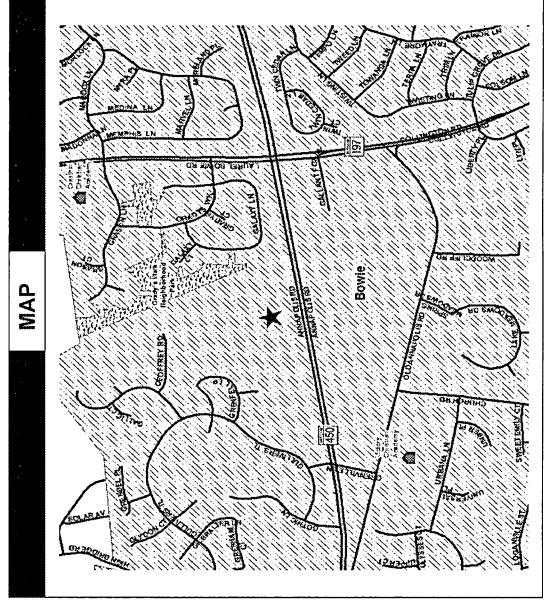
|                                     |            |            |             |              |       |       |       |       |       |              |
|-------------------------------------|------------|------------|-------------|--------------|-------|-------|-------|-------|-------|--------------|
| <b>EXPENDITURE SCHEDULE (000,S)</b> |            |            |             |              |       |       |       |       |       |              |
| TOTAL                               | THRU FY 15 | EST. FY 16 | TOTAL 6 YRS | BUD YR FY 17 | FY 18 | FY 19 | FY 20 | FY 21 | FY 22 | BEYOND 6 YRS |
| PLANS                               | 200        | 0          | 200         | 0            | 0     | 0     | 0     | 0     | 200   | 0            |
| LAND                                | 0          | 0          | 0           | 0            | 0     | 0     | 0     | 0     | 0     | 0            |
| CONST                               | 2800       | 0          | 2800        | 0            | 0     | 0     | 0     | 0     | 2800  | 0            |
| EQUIP                               | 500        | 0          | 500         | 0            | 0     | 0     | 0     | 0     | 500   | 0            |
| OTHER                               | 100        | 0          | 100         | 0            | 0     | 0     | 0     | 0     | 100   | 0            |
| TOTAL                               | 3600       | 0          | 3600        | 0            | 0     | 0     | 0     | 0     | 3600  | 0            |

|                                   |         |
|-----------------------------------|---------|
| <b>APPROPRIATION DATA (000,S)</b> |         |
| YEAR FIRST IN CIP                 | FY 2014 |
| YEAR FIRST IN CAPITAL BUDGET      | FY XX   |
| CURRENT AUTH. THRU                | FY 17 0 |
| CUMULATIVE APPROP. THRU           | FY 17 0 |
| APPROPRIATION REQUESTED           | 0       |
| BONDS SOLD                        | 0       |
| OTHER FUNDS                       | 0       |
| TOTAL FUNDS RECEIVED              | 0       |
| EXPENDITURES & ENCUMBRANCES       | 0       |
| UNENCUMBERED BALANCE              | 0       |

|                                 |      |
|---------------------------------|------|
| <b>FUNDING SCHEDULE (000,S)</b> |      |
| G O BDS                         | 3600 |
| TOTAL                           | 3600 |

|                           |                  |
|---------------------------|------------------|
| <b>PROJECT STATUS</b>     |                  |
| LAND STATUS               | No Land Involved |
| PROJECT STATUS            | Design Not Begun |
| PERCENT COMPLETED         | 0                |
| ESTIMATED COMPLETION DATE | 06/2022          |

|                                      |   |
|--------------------------------------|---|
| <b>DESCRIPTION AND JUSTIFICATION</b> |   |
| DESCRIPTION:                         | This project provides funding to complete a major renovation of the existing facility constructed in 1957. This facility currently houses a basic life support ambulance, engine, ladder truck and tanker.  |
| JUSTIFICATION:                       | Numerous stations were designed and constructed prior to current operational performance needs. Issues such as significant site issues, aging electrical and mechanical systems, plague the station with ongoing expenses to maintain service. This station is unable to adequately serve staffing goals, male/female accommodations, and ADA compliance. Additional improvements such as energy efficiency improvements, security accommodations, disaster resilience, and technologies to improve response time will be included. Additionally, recent ISO ratings of the Fire/EMS department deployment has identified gaps in rural water supply that can be addressed by an overall rural water supply strategy. |



**THE PRINCE GEORGE'S COUNTY FY 2017-2022 APPROVED CAPITAL IMPROVEMENT PROGRAM**

|                   |                           |               |
|-------------------|---------------------------|---------------|
| <b>CIP ID NO.</b> | <b>PROJECT NAME</b>       | <b>AGENCY</b> |
| LK511233          | BRANCHVILLE FIRE/EMS #811 | FIRE / EMS    |

|                                  |   |
|----------------------------------|---|
| <b>OPERATING IMPACT (000,\$)</b> |   |
| DEBT SERVICE                     | 0 |
| MAINTENANCE COSTS                | 0 |
| OPERATING COSTS                  | 0 |
| TOTAL                            | 0 |
| COST SAVINGS                     | 0 |

|                                    |   |
|------------------------------------|---|
| <b>LOCATION AND CLASSIFICATION</b> |   |
| <b>COUNCIL DIST</b>                | One   |
| <b>PLANNING AREA</b>               | Not Applicable  |
| <b>ADDRESS</b>                     | Location Not Determined                                   |
| <b>STATUS CLASS FUNCTION</b>       | Projected<br>New Construction<br>Fire and Rescue Stations |

|                                      |               |               |                |                 |       |       |       |       |       |                 |
|--------------------------------------|---------------|---------------|----------------|-----------------|-------|-------|-------|-------|-------|-----------------|
| <b>EXPENDITURE SCHEDULE (000,\$)</b> |               |               |                |                 |       |       |       |       |       |                 |
| TOTAL                                | THRU<br>FY 15 | EST.<br>FY 16 | TOTAL<br>6 YRS | BUD YR<br>FY 17 | FY 18 | FY 19 | FY 20 | FY 21 | FY 22 | BEYOND<br>6 YRS |
| PLANS                                | 0             | 0             | 0              | 0               | 0     | 0     | 0     | 0     | 0     | 300             |
| LAND                                 | 0             | 0             | 0              | 0               | 0     | 0     | 0     | 0     | 0     | 0               |
| CONST                                | 0             | 0             | 0              | 0               | 0     | 0     | 0     | 0     | 0     | 7400            |
| EQUIP                                | 0             | 0             | 0              | 0               | 0     | 0     | 0     | 0     | 0     | 0               |
| OTHER                                | 0             | 0             | 0              | 0               | 0     | 0     | 0     | 0     | 0     | 500             |
| TOTAL                                | 0             | 0             | 0              | 0               | 0     | 0     | 0     | 0     | 0     | 8200            |

|                                    |         |
|------------------------------------|---------|
| <b>APPROPRIATION DATA (000,\$)</b> |         |
| YEAR FIRST IN CIP                  | FY 2015 |
| YEAR FIRST IN CAPITAL BUDGET       | FY XX   |
| CURRENT AUTH. THRU                 | FY 17 0 |
| CUMULATIVE APPROP. THRU            | FY 17 0 |
| <b>APPROPRIATION REQUESTED</b>     |         |
| BONDS SOLD                         | 0       |
| OTHER FUNDS                        | 0       |
| TOTAL FUNDS RECEIVED               | 0       |
| EXPENDITURES & ENCUMBRANCES        | 0       |
| UNENCUMBERED BALANCE               | 0       |

|                                  |      |   |   |   |   |   |   |   |   |      |
|----------------------------------|------|---|---|---|---|---|---|---|---|------|
| <b>FUNDING SCHEDULE (000,\$)</b> |      |   |   |   |   |   |   |   |   |      |
| G O BDS                          | 8200 | 0 | 0 | 0 | 0 | 0 | 0 | 0 | 0 | 8200 |
| TOTAL                            | 8200 | 0 | 0 | 0 | 0 | 0 | 0 | 0 | 0 | 8200 |

|                           |                         |
|---------------------------|-------------------------|
| <b>PROJECT STATUS</b>     |                         |
| LAND STATUS               | Location Not Determined |
| PROJECT STATUS            | Design Not Begun        |
| PERCENT COMPLETED         | 0                       |
| ESTIMATED COMPLETION DATE | 06/2023                 |

|                                      |   |
|--------------------------------------|---|
| <b>DESCRIPTION AND JUSTIFICATION</b> |   |
| <b>DESCRIPTION:</b>                  | This project provides funding for a station relocation in the general area of the Capital Beltway and Baltimore Avenue. The existing facility does not meet current and future needs of the Fire/EMS Department and renovation options to maintain the facility in its current location are extremely limited. The proximity of the current facility to other Fire/EMS Department facilities makes its location not optimal for Fire/EMS Department staffing needs. |
| <b>JUSTIFICATION:</b>                | The design will be 3-bay drive through design to address current and future needs of the Fire/EMS Department. The station will incorporate traffic signalization, state of the art fire station alerting, a health and wellness area, and will have an outdoor training facility. The design will also incorporate LEED certified technologies and green energy initiatives, as well as, required art in public places accommodations.                              |

|            |
|------------|
| <b>MAP</b> |
|            |

**THE PRINCE GEORGE'S COUNTY FY 2017-2022 APPROVED CAPITAL IMPROVEMENT PROGRAM**

|                   |                           |               |
|-------------------|---------------------------|---------------|
| <b>CIP ID NO.</b> | <b>PROJECT NAME</b>       | <b>AGENCY</b> |
| LK510020          | CAMP SPRINGS FIRE STATION | FIRE / EMS    |

|                                  |   |
|----------------------------------|---|
| <b>OPERATING IMPACT (000,\$)</b> |   |
| DEBT SERVICE                     | 0 |
| MAINTENANCE COSTS                | 0 |
| OPERATING COSTS                  | 0 |
| TOTAL                            | 0 |
| COST SAVINGS                     | 0 |

|                         |                                    |                  |
|-------------------------|------------------------------------|------------------|
| <b>COUNCIL DIST</b>     | <b>LOCATION AND CLASSIFICATION</b> | <b>STATUS</b>    |
| Eight                   | Original                           | New Construction |
| Not Applicable          | Fire and Rescue Stations           |                  |
| Location Not Determined |                                    |                  |

| <b>EXPENDITURE SCHEDULE (000,\$)</b> |             |            |             |              |          |          |          |          |          |              |
|--------------------------------------|-------------|------------|-------------|--------------|----------|----------|----------|----------|----------|--------------|
| TOTAL                                | THRU FY 15  | EST. FY 16 | TOTAL 6 YRS | BUD YR FY 17 | FY 18    | FY 19    | FY 20    | FY 21    | FY 22    | BEYOND 6 YRS |
| PLANS                                | 0           | 0          | 0           | 0            | 0        | 0        | 0        | 0        | 0        | 0            |
| LAND                                 | 0           | 0          | 0           | 0            | 0        | 0        | 0        | 0        | 0        | 0            |
| CONST                                | 8000        | 0          | 0           | 0            | 0        | 0        | 0        | 0        | 0        | 8000         |
| EQUIP                                | 0           | 0          | 0           | 0            | 0        | 0        | 0        | 0        | 0        | 0            |
| OTHER                                | 0           | 0          | 0           | 0            | 0        | 0        | 0        | 0        | 0        | 0            |
| <b>TOTAL</b>                         | <b>8000</b> | <b>0</b>   | <b>0</b>    | <b>0</b>     | <b>0</b> | <b>0</b> | <b>0</b> | <b>0</b> | <b>0</b> | <b>8000</b>  |

|                                    |         |
|------------------------------------|---------|
| <b>APPROPRIATION DATA (000,\$)</b> |         |
| YEAR FIRST IN CIP                  | FY 2017 |
| YEAR FIRST IN CAPITAL BUDGET       | FY XX   |
| CURRENT AUTH. THRU                 | FY 17 0 |
| CUMULATIVE APPROP. THRU            | FY 17 0 |
| <b>APPROPRIATION REQUESTED</b>     |         |
| BONDS SOLD                         | 0       |
| OTHER FUNDS                        | 0       |
| TOTAL FUNDS RECEIVED               | 0       |
| EXPENDITURES & ENCUMBRANCES        | 0       |
| UNENCUMBERED BALANCE               | 0       |

| <b>FUNDING SCHEDULE (000,\$)</b> |      |   |   |   |   |   |      |
|----------------------------------|------|---|---|---|---|---|------|
| G O B D S                        | 8000 | 0 | 0 | 0 | 0 | 0 | 8000 |
| TOTAL                            | 8000 | 0 | 0 | 0 | 0 | 0 | 8000 |

|                           |                         |
|---------------------------|-------------------------|
| <b>PROJECT STATUS</b>     |                         |
| LAND STATUS               | Location Not Determined |
| PROJECT STATUS            | Design Not Begun        |
| PERCENT COMPLETED         | 0                       |
| ESTIMATED COMPLETION DATE | 06/2023                 |

|                                      |   |
|--------------------------------------|---|
| <b>DESCRIPTION AND JUSTIFICATION</b> |   |
| <b>DESCRIPTION:</b>                  | This project provides funding to construct a new fire station in the Camp Springs area.                                 |
| <b>JUSTIFICATION:</b>                | The new station will improve Fire/EMS response times in the Oxon Hill, Silver Hill, Camp Springs and Temple Hills area. |

|            |
|------------|
| <b>MAP</b> |
|            |

**THE PRINCE GEORGE'S COUNTY FY 2017-2022 APPROVED CAPITAL IMPROVEMENT PROGRAM**

|                   |                       |               |
|-------------------|-----------------------|---------------|
| <b>CIP ID NO.</b> | <b>PROJECT NAME</b>   | <b>AGENCY</b> |
| LK511143          | CHILLUM FIRE/EMS #834 | FIRE / EMS    |

|                                  |   |
|----------------------------------|---|
| <b>OPERATING IMPACT (000,\$)</b> |   |
| DEBT SERVICE                     | 0 |
| MAINTENANCE COSTS                | 0 |
| OPERATING COSTS                  | 0 |
| TOTAL                            | 0 |
| COST SAVINGS                     | 0 |

|                                    |   |
|------------------------------------|---|
| <b>LOCATION AND CLASSIFICATION</b> |   |
| COUNCIL DIST                       | Two   |
| PLANNING AREA                      | Not Applicable                                    |
| ADDRESS                            | 7411 Riggs Road                                   |
| <b>STATUS CLASS FUNCTION</b>       | Projected Rehabilitation Fire and Rescue Stations |

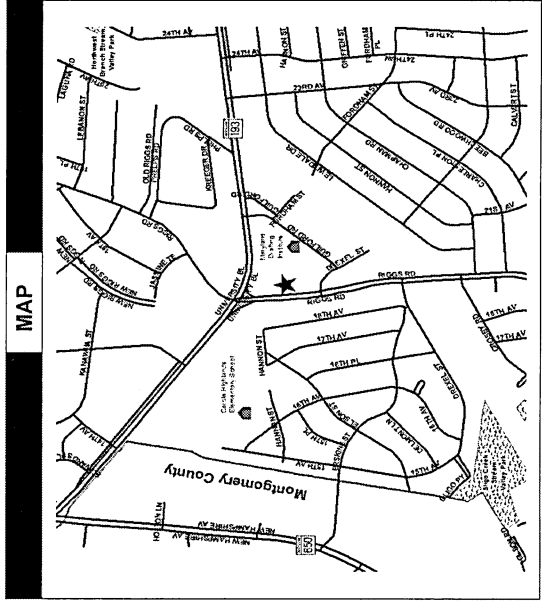
| <b>EXPENDITURE SCHEDULE (000,\$)</b> |             |            |             |              |          |          |          |          |          |              |
|--------------------------------------|-------------|------------|-------------|--------------|----------|----------|----------|----------|----------|--------------|
| TOTAL                                | THRU FY 15  | EST. FY 16 | TOTAL 6 YRS | BUD YR FY 17 | FY 18    | FY 19    | FY 20    | FY 21    | FY 22    | BEYOND 6 YRS |
| PLANS                                | 300         | 0          | 0           | 0            | 0        | 0        | 0        | 0        | 0        | 300          |
| LAND                                 | 0           | 0          | 0           | 0            | 0        | 0        | 0        | 0        | 0        | 0            |
| CONST                                | 6600        | 0          | 0           | 0            | 0        | 0        | 0        | 0        | 0        | 6600         |
| EQUIP                                | 900         | 0          | 0           | 0            | 0        | 0        | 0        | 0        | 0        | 900          |
| OTHER                                | 1100        | 0          | 0           | 0            | 0        | 0        | 0        | 0        | 0        | 1100         |
| <b>TOTAL</b>                         | <b>8900</b> | <b>0</b>   | <b>0</b>    | <b>0</b>     | <b>0</b> | <b>0</b> | <b>0</b> | <b>0</b> | <b>0</b> | <b>8900</b>  |

|                                    |          |
|------------------------------------|----------|
| <b>APPROPRIATION DATA (000,\$)</b> |          |
| YEAR FIRST IN CIP                  | FY 2014  |
| YEAR FIRST IN CAPITAL BUDGET       | FY XX    |
| CURRENT AUTH. THRU                 | FY 17 0  |
| CUMULATIVE APPROX. THRU            | FY 17 0  |
| <b>APPROPRIATION REQUESTED</b>     | <b>0</b> |
| BONDS SOLD                         | 0        |
| OTHER FUNDS                        | 0        |
| TOTAL FUNDS RECEIVED               | 0        |
| EXPENDITURES & ENCUMBRANCES        | 0        |
| UNENCUMBERED BALANCE               | 0        |

| <b>FUNDING SCHEDULE (000,\$)</b> |      |
|----------------------------------|------|
| G O BDS                          | 8900 |
| TOTAL                            | 8900 |

|                                  |   |
|----------------------------------|---|
| <b>PROJECT STATUS</b>            | Location Not Determined<br>Design Not Begun |
| <b>LAND STATUS</b>               | Location Not Determined                     |
| <b>PROJECT STATUS</b>            | Design Not Begun                            |
| <b>PERCENT COMPLETED</b>         | 0   |
| <b>ESTIMATED COMPLETION DATE</b> | 06/2024                                     |

|   |
|---|
| <b>DESCRIPTION AND JUSTIFICATION</b>  |
| <p><b>DESCRIPTION:</b> This project provides funding to complete a major renovation of the existing facility constructed in 1951. This facility currently houses a basic life support ambulance, engine and ladder truck.</p> <p><b>JUSTIFICATION:</b> This facility is described in the MNCPPC Public Safety Facility Master Plan as a long term priority. This is one of the busiest stations and needs significant improvements to accommodate service demand. Numerous stations were designed and constructed prior to current operational performance needs. Issues such as aging electrical and mechanical systems, plague the station with significant ongoing expenses to maintain service. This station is unable to adequately serve staffing goals, male/female staffing accommodations, and ADA compliance. Additional improvements such as energy efficiency improvements, security improvements, disaster resilience, and technologies to improve response time will be included.</p> |



**THE PRINCE GEORGE'S COUNTY FY 2017-2022 APPROVED CAPITAL IMPROVEMENT PROGRAM**

|                   |                       |               |
|-------------------|-----------------------|---------------|
| <b>CIP ID NO.</b> | <b>PROJECT NAME</b>   | <b>AGENCY</b> |
| LK511183          | CLINTON FIRE/EMS #825 | FIRE / EMS    |

|                                  |   |
|----------------------------------|---|
| <b>OPERATING IMPACT (000,\$)</b> |   |
| DEBT SERVICE                     | 0 |
| MAINTENANCE COSTS                | 0 |
| OPERATING COSTS                  | 0 |
| TOTAL                            | 0 |
| COST SAVINGS                     | 0 |

|  |   |
|--|---|
| <b>LOCATION AND CLASSIFICATION</b>           |   |
| COUNCIL DIST<br>PLANNING AREA<br>ADDRESS     | STATUS<br>CLASS<br>FUNCTION                             |
| Nine<br>Not Applicable<br>9025 Woodyard Road | Projected<br>Rehabilitation<br>Fire and Rescue Stations |

| <b>EXPENDITURE SCHEDULE (000,\$)</b> |               |               |                |                 |          |          |          |            |             |                 |
|--------------------------------------|---------------|---------------|----------------|-----------------|----------|----------|----------|------------|-------------|-----------------|
| TOTAL                                | THRU<br>FY 15 | EST.<br>FY 16 | TOTAL<br>6 YRS | BUD YR<br>FY 17 | FY 18    | FY 19    | FY 20    | FY 21      | FY 22       | BEYOND<br>6 YRS |
| PLANS                                | 200           | 0             | 200            | 0               | 0        | 0        | 0        | 200        | 0           | 0               |
| LAND                                 | 0             | 0             | 0              | 0               | 0        | 0        | 0        | 0          | 0           | 0               |
| CONST                                | 2800          | 0             | 2800           | 0               | 0        | 0        | 0        | 0          | 2800        | 0               |
| EQUIP                                | 500           | 0             | 500            | 0               | 0        | 0        | 0        | 0          | 500         | 0               |
| OTHER                                | 100           | 0             | 100            | 0               | 0        | 0        | 0        | 0          | 100         | 0               |
| <b>TOTAL</b>                         | <b>3600</b>   | <b>0</b>      | <b>3600</b>    | <b>0</b>        | <b>0</b> | <b>0</b> | <b>0</b> | <b>200</b> | <b>3400</b> | <b>0</b>        |

|                                    |         |
|------------------------------------|---------|
| <b>APPROPRIATION DATA (000,\$)</b> |         |
| YEAR FIRST IN CIP                  | FY 2014 |
| YEAR FIRST IN CAPITAL BUDGET       | FY XX   |
| CURRENT AUTH. THRU                 | FY 17 0 |
| CUMULATIVE APPROP. THRU            | FY 17 0 |
| <b>APPROPRIATION REQUESTED</b>     |         |
| BONDS SOLD                         | 0       |
| OTHER FUNDS                        | 0       |
| TOTAL FUNDS RECEIVED               | 0       |
| EXPENDITURES & ENCUMBRANCES        | 0       |
| UNENCUMBERED BALANCE               | 0       |

| <b>FUNDING SCHEDULE (000,\$)</b> |             |          |          |          |          |          |          |            |             |          |
|----------------------------------|-------------|----------|----------|----------|----------|----------|----------|------------|-------------|----------|
| G O BDS                          | 3600        | 0        | 0        | 0        | 0        | 0        | 0        | 200        | 3400        | 0        |
| <b>TOTAL</b>                     | <b>3600</b> | <b>0</b> | <b>0</b> | <b>0</b> | <b>0</b> | <b>0</b> | <b>0</b> | <b>200</b> | <b>3400</b> | <b>0</b> |

|                           |                  |
|---------------------------|------------------|
| <b>PROJECT STATUS</b>     |                  |
| LAND STATUS               | No Land Involved |
| PROJECT STATUS            | Design Not Begun |
| PERCENT COMPLETED         | 0                |
| ESTIMATED COMPLETION DATE | 12/2022          |

|                                      |   |
|--------------------------------------|---|
| <b>DESCRIPTION AND JUSTIFICATION</b> |   |
| DESCRIPTION:                         | This project provides funding to complete a major renovation of the existing facility. This facility currently houses a basic life support ambulance, advanced life support ambulance, engine, ladder truck and water supply unit.  |
| JUSTIFICATION:                       | This facility is described in the MNCPPC Public Safety Facility Master Plan as a long term priority. This is one of the busiest stations and needs significant improvements to accommodate service demand. Numerous stations were designed and constructed prior to current operation performance needs. Issues such as aging electrical and mechanical systems, plague the system with ongoing expenses to maintain service. This station is unable to adequately serve staffing goals, male/female staffing accommodations, and ADA compliance. Additional improvements such as energy efficiency improvements, security improvements, disaster resilience, and technologies to improve response time will be included. |

**MAP**

**THE PRINCE GEORGE'S COUNTY FY 2017-2022 APPROVED CAPITAL IMPROVEMENT PROGRAM**

|                   |                              |               |
|-------------------|------------------------------|---------------|
| <b>CIP ID NO.</b> | <b>PROJECT NAME</b>          | <b>AGENCY</b> |
| LK511213          | FIRE DEPARTMENT HEADQUARTERS | FIRE / EMS    |

|                                  |   |
|----------------------------------|---|
| <b>OPERATING IMPACT (000,\$)</b> |   |
| DEBT SERVICE                     | 0 |
| MAINTENANCE COSTS                | 0 |
| OPERATING COSTS                  | 0 |
| TOTAL                            | 0 |
| COST SAVINGS                     | 0 |

|                                    |                            |
|------------------------------------|----------------------------|
| <b>LOCATION AND CLASSIFICATION</b> |                            |
| COUNCIL DIST                       | Six                        |
| PLANNING AREA                      | Not Applicable             |
| ADDRESS                            | Presidential Parkway       |
| STATUS CLASS                       | Projected New Construction |
| FUNCTION                           | Fire and Rescue Stations   |

|                                      |            |            |             |              |       |       |       |       |       |              |
|--------------------------------------|------------|------------|-------------|--------------|-------|-------|-------|-------|-------|--------------|
| <b>EXPENDITURE SCHEDULE (000,\$)</b> |            |            |             |              |       |       |       |       |       |              |
| TOTAL                                | THRU FY 15 | EST. FY 16 | TOTAL 6 YRS | BUD YR FY 17 | FY 18 | FY 19 | FY 20 | FY 21 | FY 22 | BEYOND 6 YRS |
| PLANS                                | 500        | 0          | 0           | 0            | 0     | 0     | 0     | 0     | 0     | 500          |
| LAND                                 | 0          | 0          | 0           | 0            | 0     | 0     | 0     | 0     | 0     | 0            |
| CONST                                | 13500      | 0          | 0           | 0            | 0     | 0     | 0     | 0     | 0     | 13500        |
| EQUIP                                | 500        | 0          | 0           | 0            | 0     | 0     | 0     | 0     | 0     | 500          |
| OTHER                                | 500        | 0          | 0           | 0            | 0     | 0     | 0     | 0     | 0     | 500          |
| TOTAL                                | 15000      | 0          | 0           | 0            | 0     | 0     | 0     | 0     | 0     | 15000        |

|                                    |         |
|------------------------------------|---------|
| <b>APPROPRIATION DATA (000,\$)</b> |         |
| YEAR FIRST IN CIP                  | FY 2015 |
| YEAR FIRST IN CAPITAL BUDGET       | FY XX   |
| CURRENT AUTH. THRU                 | FY 17 0 |
| CUMULATIVE APPROP. THRU            | FY 17 0 |
| APPROPRIATION REQUESTED            | 0       |
| BONDS SOLD                         | 0       |
| OTHER FUNDS                        | 0       |
| TOTAL FUNDS RECEIVED               | 0       |
| EXPENDITURES & ENCUMBRANCES        | 0       |
| UNENCUMBERED BALANCE               | 0       |

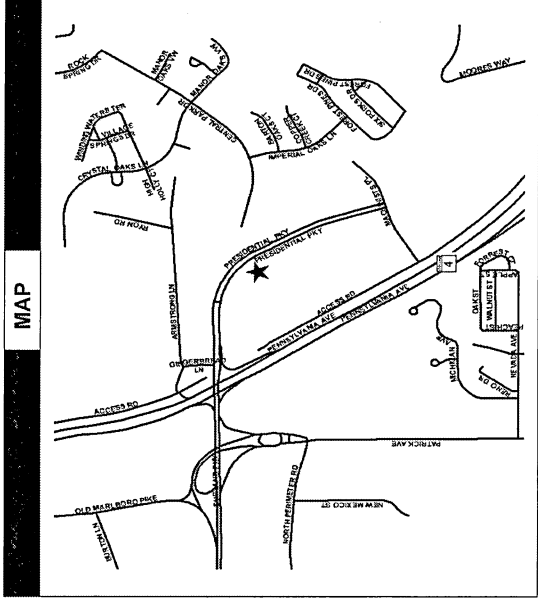
|                                  |       |
|----------------------------------|-------|
| <b>FUNDING SCHEDULE (000,\$)</b> |       |
| G O BDS                          | 15000 |
| TOTAL                            | 15000 |

|                           |                         |
|---------------------------|-------------------------|
| <b>PROJECT STATUS</b>     |                         |
| LAND STATUS               | Location Not Determined |
| PROJECT STATUS            | Design Not Begun        |
| PERCENT COMPLETED         | 0                       |
| ESTIMATED COMPLETION DATE | 06/2024                 |

**DESCRIPTION AND JUSTIFICATION**

**DESCRIPTION:** This project provides funding for the construction of a new office and assembly facility to contain all Fire/EMS Department leadership and management functions. This project will be located on land previously acquired in the Westphalia project on Presidential Parkway. This project could consolidate several current Fire/EMS Department facilities into a single facility.

**JUSTIFICATION:** The design of the facility will consider the needs for the Fire Commission and the Prince George's County Volunteer Fire and Rescue Association. The design will also incorporate LEED certified technologies and green energy initiatives, as well as, required art in public places accommodations.





**THE PRINCE GEORGE'S COUNTY FY 2017-2022 APPROVED CAPITAL IMPROVEMENT PROGRAM**

|                   |                          |               |
|-------------------|--------------------------|---------------|
| <b>CIP ID NO.</b> | <b>PROJECT NAME</b>      | <b>AGENCY</b> |
| LK510651          | FIRE STATION RENOVATIONS | FIRE / EMS    |

|   |   |
|---|---|
| <b>LOCATION AND CLASSIFICATION</b>              | <b>STATUS CLASS FUNCTION</b>                            |
| Multi-District<br>Not Applicable<br>County-wide | Continued<br>Rehabilitation<br>Fire and Rescue Stations |

|                                 |   |
|---------------------------------|---|
| <b>OPERATING IMPACT (000,S)</b> |   |
| DEBT SERVICE                    | 0 |
| MAINTENANCE COSTS               | 0 |
| OPERATING COSTS                 | 0 |
| TOTAL                           | 0 |
| COST SAVINGS                    | 0 |

| <b>EXPENDITURE SCHEDULE (000,S)</b> |              |             |              |              |             |             |             |             |             |              |
|-------------------------------------|--------------|-------------|--------------|--------------|-------------|-------------|-------------|-------------|-------------|--------------|
| TOTAL                               | THRU FY 15   | EST. FY 16  | TOTAL 6 YRS  | BUD YR FY 17 | FY 18       | FY 19       | FY 20       | FY 21       | FY 22       | BEYOND 6 YRS |
| PLANS                               | 100          | 0           | 0            | 0            | 0           | 0           | 0           | 0           | 0           | 0            |
| LAND                                | 0            | 0           | 0            | 0            | 0           | 0           | 0           | 0           | 0           | 0            |
| CONST                               | 33992        | 3900        | 25500        | 3000         | 4500        | 4500        | 4500        | 4500        | 4500        | 4500         |
| EQUIP                               | 1741         | 0           | 0            | 0            | 0           | 0           | 0           | 0           | 0           | 0            |
| OTHER                               | 8856         | 0           | 0            | 0            | 0           | 0           | 0           | 0           | 0           | 0            |
| <b>TOTAL</b>                        | <b>44689</b> | <b>3900</b> | <b>25500</b> | <b>3000</b>  | <b>4500</b> | <b>4500</b> | <b>4500</b> | <b>4500</b> | <b>4500</b> | <b>4500</b>  |

|                                   |             |
|-----------------------------------|-------------|
| <b>APPROPRIATION DATA (000,S)</b> |             |
| YEAR FIRST IN CIP                 | FY 2001     |
| YEAR FIRST IN CAPITAL BUDGET      | FY 2001     |
| CURRENT AUTH. THRU                | FY 17 40189 |
| CUMULATIVE APPROP. THRU           | FY 17 17689 |
| <b>APPROPRIATION REQUESTED</b>    | <b>0</b>    |
| BONDS SOLD                        | 10721       |
| OTHER FUNDS                       | 126         |
| TOTAL FUNDS RECEIVED              | 10847       |
| EXPENDITURES & ENCUMBRANCES       | 0           |
| UNENCUMBERED BALANCE              | 10847       |

| <b>FUNDING SCHEDULE (000,S)</b> |              |             |              |              |             |             |             |             |             |              |
|---------------------------------|--------------|-------------|--------------|--------------|-------------|-------------|-------------|-------------|-------------|--------------|
| G O BDS                         | THRU FY 15   | EST. FY 16  | TOTAL 6 YRS  | BUD YR FY 17 | FY 18       | FY 19       | FY 20       | FY 21       | FY 22       | BEYOND 6 YRS |
| G O BDS                         | 44563        | 3842        | 25500        | 3000         | 4500        | 4500        | 4500        | 4500        | 4500        | 4500         |
| OTHER                           | 126          | 0           | 0            | 0            | 0           | 0           | 0           | 0           | 0           | 0            |
| <b>TOTAL</b>                    | <b>44689</b> | <b>3842</b> | <b>25500</b> | <b>3000</b>  | <b>4500</b> | <b>4500</b> | <b>4500</b> | <b>4500</b> | <b>4500</b> | <b>4500</b>  |

|                           |                    |
|---------------------------|--------------------|
| <b>PROJECT STATUS</b>     | No Land Involved   |
| LAND STATUS               | Under Construction |
| PROJECT STATUS            | 50                 |
| PERCENT COMPLETED         | 06/2024            |
| ESTIMATED COMPLETION DATE |                    |

|  |
|--|
| <b>DESCRIPTION AND JUSTIFICATION</b>   |
| <p><b>DESCRIPTION:</b> This project provides funding for designing and replacing electrical, mechanical, structural and plumbing systems at numerous Fire/EMS facilities throughout the County. The 44 stations vary in age and require ongoing maintenance in order to provide continued service to their communities.</p> <p><b>JUSTIFICATION:</b> Based on a consultant's study and an assessment provided by the Office of Central Services, numerous Fire/EMS stations have electrical, mechanical, structural and plumbing systems which no longer meet building code requirements and are subject to failure at any time. Many of these systems require a redesign prior to replacement in order to ensure the continued service with a minimum of maintenance. Some structural deficiencies were noted that are in need of redesign, but are not of the magnitude to warrant a separate project to accomplish.</p> |

|            |
|------------|
| <b>MAP</b> |
|            |

**THE PRINCE GEORGE'S COUNTY FY 2017-2022 APPROVED CAPITAL IMPROVEMENT PROGRAM**

|                   |                               |               |
|-------------------|-------------------------------|---------------|
| <b>CIP ID NO.</b> | <b>PROJECT NAME</b>           | <b>AGENCY</b> |
| LK510648          | FIRE STATION ROOF RENOVATIONS | FIRE / EMS    |

|                                 |   |
|---------------------------------|---|
| <b>OPERATING IMPACT (000,S)</b> |   |
| DEBT SERVICE                    | 0 |
| MAINTENANCE COSTS               | 0 |
| OPERATING COSTS                 | 0 |
| TOTAL                           | 0 |
| COST SAVINGS                    | 0 |

|                                    |                          |
|------------------------------------|--------------------------|
| <b>LOCATION AND CLASSIFICATION</b> |                          |
| COUNCIL DIST                       | Multi-District           |
| PLANNING AREA                      | Not Applicable           |
| ADDRESS                            | County-wide              |
| STATUS CLASS                       | Revised Rehabilitation   |
| FUNCTION                           | Fire and Rescue Stations |

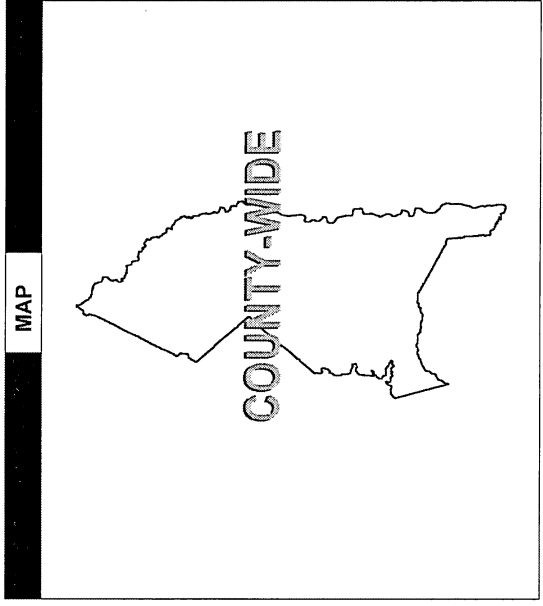
| <b>EXPENDITURE SCHEDULE (000,S)</b> |            |            |             |              |       |       |       |       |       |              |
|-------------------------------------|------------|------------|-------------|--------------|-------|-------|-------|-------|-------|--------------|
| TOTAL                               | THRU FY 15 | EST. FY 16 | TOTAL 6 YRS | BUD YR FY 17 | FY 18 | FY 19 | FY 20 | FY 21 | FY 22 | BEYOND 6 YRS |
| 0                                   | 0          | 0          | 0           | 0            | 0     | 0     | 0     | 0     | 0     | 0            |
| 0                                   | 0          | 0          | 0           | 0            | 0     | 0     | 0     | 0     | 0     | 0            |
| 4200                                | 0          | 700        | 3000        | 500          | 500   | 500   | 500   | 500   | 500   | 500          |
| 52                                  | 52         | 0          | 0           | 0            | 0     | 0     | 0     | 0     | 0     | 0            |
| 4948                                | 4948       | 0          | 0           | 0            | 0     | 0     | 0     | 0     | 0     | 0            |
| 9200                                | 5000       | 700        | 3000        | 500          | 500   | 500   | 500   | 500   | 500   | 500          |

|                                   |            |
|-----------------------------------|------------|
| <b>APPROPRIATION DATA (000,S)</b> |            |
| YEAR FIRST IN CIP                 | FY 1998    |
| YEAR FIRST IN CAPITAL BUDGET      | FY 1999    |
| CURRENT AUTH. THRU                | FY 17 8700 |
| CUMULATIVE APPROP. THRU           | FY 17 6200 |
| APPROPRIATION REQUESTED           | 0          |
| BONDS SOLD                        | 5246       |
| OTHER FUNDS                       | 0          |
| TOTAL FUNDS RECEIVED              | 5246       |
| EXPENDITURES & ENCUMBRANCES       | 0          |
| UNENCUMBERED BALANCE              | 5246       |

| <b>FUNDING SCHEDULE (000,S)</b> |      |      |     |      |     |     |     |     |     |     |
|---------------------------------|------|------|-----|------|-----|-----|-----|-----|-----|-----|
| G O BDS                         | 9200 | 5246 | 454 | 3000 | 500 | 500 | 500 | 500 | 500 | 500 |
|                                 |      |      |     |      |     |     |     |     |     |     |
| TOTAL                           | 9200 | 5246 | 454 | 3000 | 500 | 500 | 500 | 500 | 500 | 500 |

|                           |                    |
|---------------------------|--------------------|
| <b>PROJECT STATUS</b>     |                    |
| LAND STATUS               | No Land Involved   |
| PROJECT STATUS            | Under Construction |
| PERCENT COMPLETED         | 51                 |
| ESTIMATED COMPLETION DATE | 06/2024            |

|  |  |
|--|--|
| <b>DESCRIPTION AND JUSTIFICATION</b>   |  |
| <p><b>DESCRIPTION:</b> This project provides funding for designing and constructing replacement roofs on numerous fire stations.</p> <p><b>JUSTIFICATION:</b> Numerous fire stations have aged roofs that are leaking and causing structural weakening. These roofs require periodic replacement and, in many cases, are in need of redesign, to ensure a longer life span of the structure. The Office of Central Services (OCS) conducted a complete assessment of the existing roofs and their respective warranties. Based on that assessment, a roof replacement schedule was developed, which prioritizes the roof replacement for all Fire/EMS stations. This schedule/plan will eventually allow for the replacement of a roof before it begins to leak.</p> |  |



**THE PRINCE GEORGE'S COUNTY FY 2017-2022 APPROVED CAPITAL IMPROVEMENT PROGRAM**

|                   |   |               |
|-------------------|---|---------------|
| <b>CIP ID NO.</b> | <b>PROJECT NAME</b>                       | <b>AGENCY</b> |
| LK510230          | FORESTVILLE FIRE/EMS STATION (WESTPHALIA) | FIRE / EMS    |

|                                 |          |
|---------------------------------|----------|
| <b>OPERATING IMPACT (000,S)</b> |          |
| DEBT SERVICE                    | 0        |
| MAINTENANCE COSTS               | 0        |
| OPERATING COSTS                 | 0        |
| <b>TOTAL</b>                    | <b>0</b> |
| COST SAVINGS                    | 0        |

|                                    |                                   |
|------------------------------------|-----------------------------------|
| <b>LOCATION AND CLASSIFICATION</b> |                                   |
| <b>COUNCIL DIST</b>                | Six                               |
| <b>PLANNING AREA</b>               | Westphalia & Vicinity             |
| <b>ADDRESS</b>                     | Presidential Parkway Near Route 4 |
| <b>STATUS CLASS</b>                | Projected Replacement             |
| <b>FUNCTION</b>                    | Fire and Rescue Stations          |

| <b>EXPENDITURE SCHEDULE (000,S)</b> |             |            |             |              |          |          |          |             |          |              |
|-------------------------------------|-------------|------------|-------------|--------------|----------|----------|----------|-------------|----------|--------------|
| TOTAL                               | THRU FY 15  | EST. FY 16 | TOTAL 6 YRS | BUD YR FY 17 | FY 18    | FY 19    | FY 20    | FY 21       | FY 22    | BEYOND 6 YRS |
| PLANS                               | 500         | 0          | 500         | 0            | 0        | 0        | 0        | 0           | 0        | 0            |
| LAND                                | 0           | 0          | 0           | 0            | 0        | 0        | 0        | 0           | 0        | 0            |
| CONST                               | 6600        | 0          | 6600        | 0            | 0        | 0        | 0        | 6600        | 0        | 0            |
| EQUIP                               | 900         | 0          | 900         | 0            | 0        | 0        | 0        | 900         | 0        | 0            |
| OTHER                               | 300         | 0          | 300         | 0            | 0        | 0        | 0        | 300         | 0        | 0            |
| <b>TOTAL</b>                        | <b>8300</b> | <b>0</b>   | <b>7800</b> | <b>0</b>     | <b>0</b> | <b>0</b> | <b>0</b> | <b>7800</b> | <b>0</b> | <b>0</b>     |

|                                   |            |
|-----------------------------------|------------|
| <b>APPROPRIATION DATA (000,S)</b> |            |
| YEAR FIRST IN CIP                 | FY 2000    |
| YEAR FIRST IN CAPITAL BUDGET      | FY 2010    |
| CURRENT AUTH. THRU                | FY 17 9900 |
| CUMULATIVE APPROP. THRU           | FY 17 500  |
| <b>APPROPRIATION REQUESTED</b>    | <b>0</b>   |
| BONDS SOLD                        | 0          |
| OTHER FUNDS                       | 0          |
| TOTAL FUNDS RECEIVED              | 0          |
| EXPENDITURES & ENCUMBRANCES       | 0          |
| UNENCUMBERED BALANCE              | 0          |

| <b>FUNDING SCHEDULE (000,S)</b> |             |
|---------------------------------|-------------|
| G O BDS                         | 8300        |
|                                 | 0           |
|                                 | 0           |
|                                 | 0           |
| <b>TOTAL</b>                    | <b>8300</b> |

|                           |                      |
|---------------------------|----------------------|
| <b>PROJECT STATUS</b>     |                      |
| LAND STATUS               | Acquisition Complete |
| PROJECT STATUS            | Design Not Begun     |
| PERCENT COMPLETED         | 10                   |
| ESTIMATED COMPLETION DATE | 06/2021              |

|                                      |  |
|--------------------------------------|--|
| <b>DESCRIPTION AND JUSTIFICATION</b> |  |
| <b>DESCRIPTION:</b>                  | This project consists of replacing the existing station with a new 3-bay Fire/EMS Station, which will house two engines, a water tanker, a brush unit, and an ambulance. The station will include a station alerting system designed to reduce response times, separate male and female sleeping/locker rooms, office space, and a training room. Included in the "Equipment" expenditures is funding for signalization to facilitate safe ingress and egress from the station and a training tower, which will enable personnel to conduct training evolutions on-site. Included in "other" expenditures is an authorization equal to at least 1% of the construction cost to be utilized for works of art. |
| <b>JUSTIFICATION:</b>                | This project will replace the existing station that was built in 1956. The current fire station will be adversely impacted by projected changes to the Route 4/Westphalia Road overpass planned by the Maryland Department of Transportation. The new station, which is consistent with the Approved (March 2008) Public Safety Facilities Master Plan (MNCPPC), and is listed as a Intermediate Priority.   |

|            |  |
|------------|--|
| <b>MAP</b> |  |
|            |  |

**THE PRINCE GEORGE'S COUNTY FY 2017-2022 APPROVED CAPITAL IMPROVEMENT PROGRAM**

|                   |                                 |               |
|-------------------|---------------------------------|---------------|
| <b>CIP ID NO.</b> | <b>PROJECT NAME</b>             | <b>AGENCY</b> |
| LK510523          | GREENBELT FIRE/EMS STATION #835 | FIRE / EMS    |

|                                  |   |
|----------------------------------|---|
| <b>OPERATING IMPACT (000,\$)</b> |   |
| DEBT SERVICE                     | 0 |
| MAINTENANCE COSTS                | 0 |
| OPERATING COSTS                  | 0 |
| TOTAL                            | 0 |
| COST SAVINGS                     | 0 |

|                                    |   |
|------------------------------------|---|
| <b>LOCATION AND CLASSIFICATION</b> |   |
| <b>COUNCIL DIST</b>                | Four                                    |
| <b>PLANNING AREA</b>               | Greenbelt & Vicinity                    |
| <b>ADDRESS</b>                     | Greenbelt Area                          |
| <b>STATUS CLASS</b>                | Revised                                 |
| <b>FUNCTION</b>                    | Replacement<br>Fire and Rescue Stations |

|                                      |                   |                   |                    |                     |              |              |              |              |              |                     |
|--------------------------------------|-------------------|-------------------|--------------------|---------------------|--------------|--------------|--------------|--------------|--------------|---------------------|
| <b>EXPENDITURE SCHEDULE (000,\$)</b> |                   |                   |                    |                     |              |              |              |              |              |                     |
| <b>TOTAL</b>                         | <b>THRU FY 15</b> | <b>EST. FY 16</b> | <b>TOTAL 6 YRS</b> | <b>BUD YR FY 17</b> | <b>FY 18</b> | <b>FY 19</b> | <b>FY 20</b> | <b>FY 21</b> | <b>FY 22</b> | <b>BEYOND 6 YRS</b> |
| PLANS                                | 300               | 0                 | 0                  | 0                   | 0            | 0            | 0            | 0            | 0            | 300                 |
| LAND                                 | 0                 | 0                 | 0                  | 0                   | 0            | 0            | 0            | 0            | 0            | 0                   |
| CONST                                | 6300              | 0                 | 0                  | 0                   | 0            | 0            | 0            | 0            | 0            | 6300                |
| EQUIP                                | 900               | 0                 | 0                  | 0                   | 0            | 0            | 0            | 0            | 0            | 900                 |
| OTHER                                | 800               | 0                 | 0                  | 0                   | 0            | 0            | 0            | 0            | 0            | 800                 |
| <b>TOTAL</b>                         | <b>8300</b>       | <b>0</b>          | <b>0</b>           | <b>0</b>            | <b>0</b>     | <b>0</b>     | <b>0</b>     | <b>0</b>     | <b>0</b>     | <b>8300</b>         |

|                                    |         |
|------------------------------------|---------|
| <b>APPROPRIATION DATA (000,\$)</b> |         |
| YEAR FIRST IN CIP                  | FY 2006 |
| YEAR FIRST IN CAPITAL BUDGET       | FY 2006 |
| CURRENT AUTH. THRU                 | FY 17 0 |
| CUMULATIVE APPROP. THRU            | FY 17 0 |
| <b>APPROPRIATION REQUESTED</b>     |         |
| BONDS SOLD                         | 0       |
| OTHER FUNDS                        | 0       |
| TOTAL FUNDS RECEIVED               | 0       |
| EXPENDITURES & ENCUMBRANCES        | 0       |
| UNENCUMBERED BALANCE               | 0       |

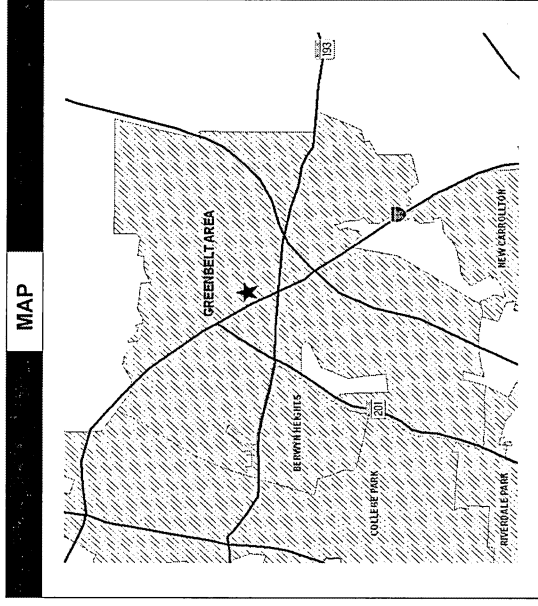
|                                  |      |
|----------------------------------|------|
| <b>FUNDING SCHEDULE (000,\$)</b> |      |
| <b>G O BDS</b>                   | 8300 |
| <b>TOTAL</b>                     | 8300 |

|                           |                         |
|---------------------------|-------------------------|
| <b>PROJECT STATUS</b>     |                         |
| LAND STATUS               | Location Not Determined |
| PROJECT STATUS            | Not Applicable          |
| PERCENT COMPLETED         | 0                       |
| ESTIMATED COMPLETION DATE | 06/2023                 |

**DESCRIPTION AND JUSTIFICATION**

**DESCRIPTION:** This project consists of replacing the existing station with a new 3-bay Fire/EMS Station, which will house two engines, a BLS ambulance and a brush truck. The new location will be in the vicinity of Greenbelt Road and Southway. In accordance with CB-75-1987, included in other expenditures for this project is an authorization equal to at least 1% of the construction cost to be utilized for works of art.

**JUSTIFICATION:** The future relocation of the existing station to Greenbelt Road, between Lakecrest Drive and the Baltimore Washington Parkway, or on Southway, between Greenbelt Road and Southway Court, would have a positive effect on fire and emergency service delivery to the City of Greenbelt and surrounding communities. The new station, which is consistent with the Approved (March 2008) Public Safety Facilities Master Plan (MNCPPC), and is listed as a Intermediate Priority.



**THE PRINCE GEORGE'S COUNTY FY 2017-2022 APPROVED CAPITAL IMPROVEMENT PROGRAM**

|                   |                                   |               |
|-------------------|-----------------------------------|---------------|
| <b>CIP ID NO.</b> | <b>PROJECT NAME</b>               | <b>AGENCY</b> |
| LK510010          | HYATTSVILLE FIRE/EMS STATION #801 | FIRE / EMS    |

|                                 |   |
|---------------------------------|---|
| <b>OPERATING IMPACT (000,S)</b> |   |
| DEBT SERVICE                    | 0 |
| MAINTENANCE COSTS               | 0 |
| OPERATING COSTS                 | 0 |
| TOTAL                           | 0 |
| COST SAVINGS                    | 0 |

|   |  |
|---|--|
| <b>LOCATION AND CLASSIFICATION</b>                    |  |
| COUNCIL DIST<br>PLANNING AREA<br>ADDRESS              | STATUS<br>CLASS<br>FUNCTION                          |
| Two<br>Hyattsville and Vicinity<br>6200 Belcrest Road | Projected<br>Replacement<br>Fire and Rescue Stations |

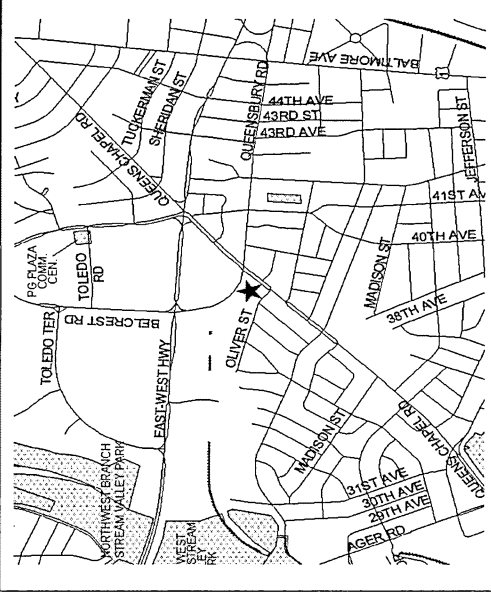
| <b>EXPENDITURE SCHEDULE (000,S)</b> |               |               |                |                 |             |          |          |          |          |                 |
|-------------------------------------|---------------|---------------|----------------|-----------------|-------------|----------|----------|----------|----------|-----------------|
| TOTAL                               | THRU<br>FY 15 | EST.<br>FY 16 | TOTAL<br>6 YRS | BUD YR<br>FY 17 | FY 18       | FY 19    | FY 20    | FY 21    | FY 22    | BEYOND<br>6 YRS |
| PLANS                               | 417           | 200           | 200            | 100             | 100         | 0        | 0        | 0        | 0        | 0               |
| LAND                                | 0             | 0             | 0              | 0               | 0           | 0        | 0        | 0        | 0        | 0               |
| CONST                               | 11315         | 0             | 10565          | 6165            | 4400        | 0        | 0        | 0        | 0        | 0               |
| EQUIP                               | 926           | 426           | 500            | 250             | 250         | 0        | 0        | 0        | 0        | 0               |
| OTHER                               | 1092          | 542           | 500            | 250             | 250         | 0        | 0        | 0        | 0        | 0               |
| <b>TOTAL</b>                        | <b>13750</b>  | <b>985</b>    | <b>11765</b>   | <b>6765</b>     | <b>5000</b> | <b>0</b> | <b>0</b> | <b>0</b> | <b>0</b> | <b>0</b>        |

|                                   |             |
|-----------------------------------|-------------|
| <b>APPROPRIATION DATA (000,S)</b> |             |
| YEAR FIRST IN CIP                 | FY 2000     |
| YEAR FIRST IN CAPITAL BUDGET      | FY 2004     |
| CURRENT AUTH. THRU                | FY 17 13750 |
| CUMULATIVE APPROP. THRU           | FY 17 8750  |
| APPROPRIATION REQUESTED           | 0           |
| BONDS SOLD                        | 1720        |
| OTHER FUNDS                       | 0           |
| TOTAL FUNDS RECEIVED              | 1720        |
| EXPENDITURES & ENCUMBRANCES       | 0           |
| UNENCUMBERED BALANCE              | 1720        |

| <b>FUNDING SCHEDULE (000,S)</b> |               |               |                |                 |             |
|---------------------------------|---------------|---------------|----------------|-----------------|-------------|
| G O BDS                         | THRU<br>FY 15 | EST.<br>FY 16 | TOTAL<br>6 YRS | BUD YR<br>FY 17 | FY 18       |
|                                 | 13750         | 265           | 11765          | 6765            | 5000        |
|                                 |               |               |                |                 |             |
|                                 |               |               |                |                 |             |
| <b>TOTAL</b>                    | <b>13750</b>  | <b>265</b>    | <b>11765</b>   | <b>6765</b>     | <b>5000</b> |

|                           |                      |
|---------------------------|----------------------|
| <b>PROJECT STATUS</b>     |                      |
| LAND STATUS               | Site Partly Acquired |
| PROJECT STATUS            | Design Stage         |
| PERCENT COMPLETED         | 0                    |
| ESTIMATED COMPLETION DATE | 06/2018              |

| <b>DESCRIPTION AND JUSTIFICATION</b> |  |
|--------------------------------------|--|
| <b>DESCRIPTION:</b>                  | This project consists of replacing the existing station with a new 4-bay Fire/EMS station, which will house two engines, a BLS ambulance, a ladder truck and a rescue squad. The station will include a station alert system designed to reduce response times, an exercise room, separate male and female sleeping/locker rooms, office space, an emergency generator and a training room. Included in "other" expenditures is an authorization equal to at least 1% of the construction cost for works of art. |
| <b>JUSTIFICATION:</b>                | This project will replace the existing station that was built in 1959. The new station, which is consistent with the Approved (March 2008) Public Safety Facilities Master Plan (MNCPPC), and is listed as a Intermediate Priority. The station will include space for the American Red Cross. The American Red Cross is providing the adjoining property to build the new station.  |

|            |   |
|------------|---|
| <b>MAP</b> |  |
|------------|---|

**THE PRINCE GEORGE'S COUNTY FY 2017-2022 APPROVED CAPITAL IMPROVEMENT PROGRAM**

| CIP ID NO. | PROJECT NAME           | AGENCY     |
|------------|------------------------|------------|
| LK511173   | KENTLAND FIRE/EMS #846 | FIRE / EMS |

| OPERATING IMPACT (000,S) |   |
|--------------------------|---|
| DEBT SERVICE             | 0 |
| MAINTENANCE COSTS        | 0 |
| OPERATING COSTS          | 0 |
| TOTAL                    | 0 |
| COST SAVINGS             | 0 |

| LOCATION AND CLASSIFICATION              |   |
|--|---|
| COUNCIL DIST<br>PLANNING AREA<br>ADDRESS | SIX<br>Not Applicable<br>10400 Campus Way South         |
| STATUS<br>CLASS<br>FUNCTION              | Projected<br>Rehabilitation<br>Fire and Rescue Stations |

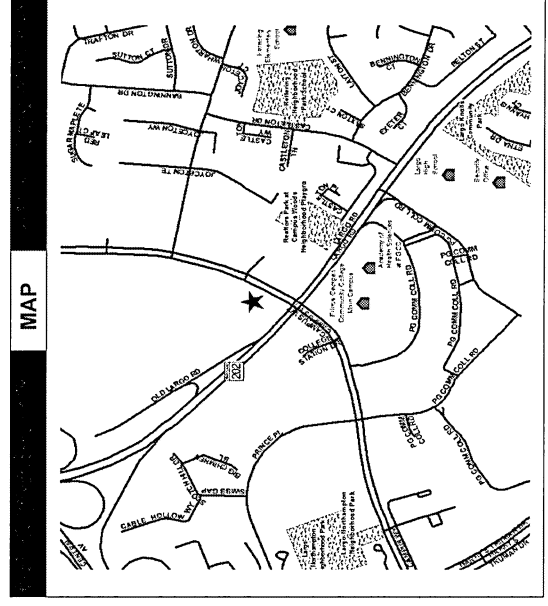
| EXPENDITURE SCHEDULE (000,S) |               |               |                |                 |       |       |       |       |       |                 |
|------------------------------|---------------|---------------|----------------|-----------------|-------|-------|-------|-------|-------|-----------------|
| TOTAL                        | THRU<br>FY 15 | EST.<br>FY 16 | TOTAL<br>6 YRS | BUD YR<br>FY 17 | FY 18 | FY 19 | FY 20 | FY 21 | FY 22 | BEYOND<br>6 YRS |
| PLANS                        | 200           | 0             | 200            | 0               | 200   | 0     | 0     | 0     | 0     | 0               |
| LAND                         | 0             | 0             | 0              | 0               | 0     | 0     | 0     | 0     | 0     | 0               |
| CONST                        | 2800          | 0             | 2800           | 0               | 0     | 2800  | 0     | 0     | 0     | 0               |
| EQUIP                        | 500           | 0             | 500            | 0               | 0     | 500   | 0     | 0     | 0     | 0               |
| OTHER                        | 100           | 0             | 100            | 0               | 0     | 100   | 0     | 0     | 0     | 0               |
| TOTAL                        | 3600          | 0             | 3600           | 0               | 200   | 3400  | 0     | 0     | 0     | 0               |

| FUNDING SCHEDULE (000,S) |      |
|--------------------------|------|
| G O BDS                  | 3600 |
| TOTAL                    | 3600 |

| DESCRIPTION AND JUSTIFICATION |  |
|-------------------------------|--|
| DESCRIPTION:                  | This project provides funding to complete a major renovation of the existing facility constructed in 1970. This facility currently houses a basic life support ambulance, advanced life support ambulance, and paramedic engine.   |
| JUSTIFICATION:                | Numerous stations were designed and constructed prior to current operation performance needs. Issues such as failing exterior facade, aging electrical and mechanical systems, plague the station with significant ongoing expenses to maintain service. This station is unable to adequately serve staffing goals, male/female staffing accommodations, and ADA compliance. Additional improvements such as energy efficiency improvements, security improvements, disaster resilience, and technologies to improve response time will be included. |

| APPROPRIATION DATA (000,S)   |         |
|------------------------------|---------|
| YEAR FIRST IN CIP            | FY 2014 |
| YEAR FIRST IN CAPITAL BUDGET | FY XX   |
| CURRENT AUTH. THRU           | FY 17 0 |
| CUMULATIVE APPROP. THRU      | FY 17 0 |
| APPROPRIATION REQUESTED      | 0       |
| BONDS SOLD                   | 0       |
| OTHER FUNDS                  | 0       |
| TOTAL FUNDS RECEIVED         | 0       |
| EXPENDITURES & ENCUMBRANCES  | 0       |
| UNENCUMBERED BALANCE         | 0       |

| PROJECT STATUS            |                  |
|---------------------------|------------------|
| LAND STATUS               | No Land Involved |
| PROJECT STATUS            | Design Not Begun |
| PERCENT COMPLETED         | 0                |
| ESTIMATED COMPLETION DATE | 12/2019          |



**THE PRINCE GEORGE'S COUNTY FY 2017-2022 APPROVED CAPITAL IMPROVEMENT PROGRAM**

|                   |                                |               |
|-------------------|--------------------------------|---------------|
| <b>CIP ID NO.</b> | <b>PROJECT NAME</b>            | <b>AGENCY</b> |
| LK510330          | KENTLAND FIRE/EMS STATION #833 | FIRE / EMS    |

|  |              |                          |
|--|--------------|--------------------------|
| <b>LOCATION AND CLASSIFICATION</b>       |              |                          |
| COUNCIL DIST                             | STATUS CLASS | Revised                  |
| PLANNING AREA                            | FUNCTION     | Rehabilitation           |
| ADDRESS                                  |              | Fire and Rescue Stations |
| Five Landover Area<br>7701 Landover Road |              |                          |

| <b>EXPENDITURE SCHEDULE (000,S)</b> |             |            |             |              |             |          |          |          |          |              |
|-------------------------------------|-------------|------------|-------------|--------------|-------------|----------|----------|----------|----------|--------------|
| TOTAL                               | THRU FY 15  | EST. FY 16 | TOTAL 6 YRS | BUD YR FY 17 | FY 18       | FY 19    | FY 20    | FY 21    | FY 22    | BEYOND 6 YRS |
| PLANS                               | 200         | 0          | 200         | 0            | 0           | 0        | 0        | 0        | 0        | 0            |
| LAND                                | 0           | 0          | 0           | 0            | 0           | 0        | 0        | 0        | 0        | 0            |
| CONST                               | 2800        | 0          | 2800        | 0            | 2800        | 0        | 0        | 0        | 0        | 0            |
| EQUIP                               | 500         | 0          | 500         | 0            | 500         | 0        | 0        | 0        | 0        | 0            |
| OTHER                               | 100         | 0          | 100         | 0            | 100         | 0        | 0        | 0        | 0        | 0            |
| <b>TOTAL</b>                        | <b>3600</b> | <b>0</b>   | <b>3400</b> | <b>0</b>     | <b>3400</b> | <b>0</b> | <b>0</b> | <b>0</b> | <b>0</b> | <b>0</b>     |

| <b>FUNDING SCHEDULE (000,S)</b> |             |            |            |             |              |             |          |          |          |          |              |
|---------------------------------|-------------|------------|------------|-------------|--------------|-------------|----------|----------|----------|----------|--------------|
| G O BDS                         | TOTAL       | THRU FY 15 | EST. FY 16 | TOTAL 6 YRS | BUD YR FY 17 | FY 18       | FY 19    | FY 20    | FY 21    | FY 22    | BEYOND 6 YRS |
|                                 | 3600        | 0          | 200        | 3400        | 0            | 3400        | 0        | 0        | 0        | 0        | 0            |
| <b>TOTAL</b>                    | <b>3600</b> | <b>0</b>   | <b>200</b> | <b>3400</b> | <b>0</b>     | <b>3400</b> | <b>0</b> | <b>0</b> | <b>0</b> | <b>0</b> | <b>0</b>     |

**DESCRIPTION AND JUSTIFICATION**

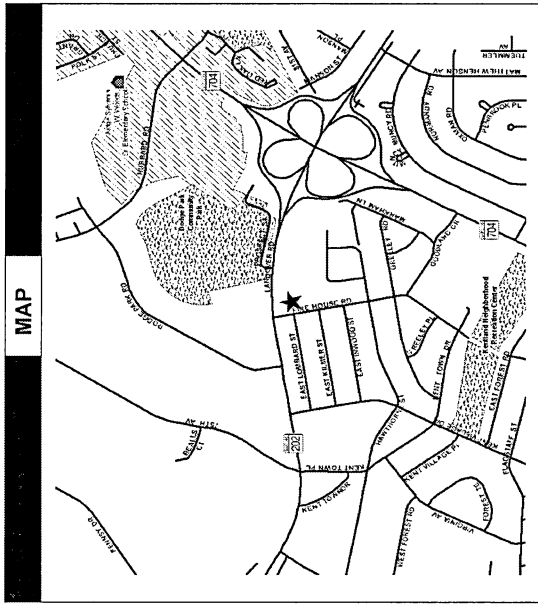
**DESCRIPTION:** This project provides funding for rehabilitating the existing station as recommended in the Approved Public Safety Facilities Master Plan. The existing station houses two engines, a rescue engine, a tower, a mini-pumper and a BLS ambulance.

**JUSTIFICATION:** The existing station was built in 1958 and was not designed to accommodate male and female personnel and does not meet Americans with Disabilities Act requirements. Mechanical and electrical systems are nearing the end of their useful life. The rehabilitation is consistent with the Approved (March 2008) Public Safety Facilities Master Plan (MNCPPC), and is listed as a Long-term Priority.

| <b>OPERATING IMPACT (000,S)</b> |   |
|---------------------------------|---|
| DEBT SERVICE                    | 0 |
| MAINTENANCE COSTS               | 0 |
| OPERATING COSTS                 | 0 |
| TOTAL                           | 0 |
| COST SAVINGS                    | 0 |

| <b>APPROPRIATION DATA (000,S)</b> |            |
|-----------------------------------|------------|
| YEAR FIRST IN CIP                 | FY 2011    |
| YEAR FIRST IN CAPITAL BUDGET      | FY 2016    |
| CURRENT AUTH. THRU                | FY 17 3600 |
| CUMULATIVE APPROP. THRU           | FY 17 200  |
| APPROPRIATION REQUESTED           | 0          |
| BONDS SOLD                        | 0          |
| OTHER FUNDS                       | 0          |
| TOTAL FUNDS RECEIVED              | 0          |
| EXPENDITURES & ENCUMBRANCES       | 0          |
| UNENCUMBERED BALANCE              | 0          |

| <b>PROJECT STATUS</b>     |                  |
|---------------------------|------------------|
| LAND STATUS               | No Land Involved |
| PROJECT STATUS            | Design Not Begun |
| PERCENT COMPLETED         | 0                |
| ESTIMATED COMPLETION DATE | 06/2018          |



**THE PRINCE GEORGE'S COUNTY FY 2017-2022 APPROVED CAPITAL IMPROVEMENT PROGRAM**

|                   |                            |               |
|-------------------|----------------------------|---------------|
| <b>CIP ID NO.</b> | <b>PROJECT NAME</b>        | <b>AGENCY</b> |
| LK510113          | KONTRERRA FIRE/EMS STATION | FIRE / EMS    |

|                                 |   |
|---------------------------------|---|
| <b>OPERATING IMPACT (000,S)</b> |   |
| DEBT SERVICE                    | 0 |
| MAINTENANCE COSTS               | 0 |
| OPERATING COSTS                 | 0 |
| TOTAL                           | 0 |
| COST SAVINGS                    | 0 |

|  |  |
|--|--|
| <b>LOCATION AND CLASSIFICATION</b>       |  |
| COUNCIL DIST<br>PLANNING AREA<br>ADDRESS | STATUS<br>CLASS<br>FUNCTION                              |
| One<br>Not Applicable<br>Laurel Area     | Original<br>New Construction<br>Fire and Rescue Stations |

| <b>EXPENDITURE SCHEDULE (000,S)</b> |               |               |                |                 |          |          |          |            |            |                 |
|-------------------------------------|---------------|---------------|----------------|-----------------|----------|----------|----------|------------|------------|-----------------|
| TOTAL                               | THRU<br>FY 15 | EST.<br>FY 16 | TOTAL<br>6 YRS | BUD YR<br>FY 17 | FY 18    | FY 19    | FY 20    | FY 21      | FY 22      | BEYOND<br>6 YRS |
| PLANS                               | 500           | 0             | 500            | 0               | 0        | 0        | 0        | 0          | 500        | 0               |
| LAND                                | 0             | 0             | 0              | 0               | 0        | 0        | 0        | 0          | 0          | 0               |
| CONST                               | 6600          | 0             | 0              | 0               | 0        | 0        | 0        | 0          | 0          | 6600            |
| EQUIP                               | 600           | 0             | 0              | 0               | 0        | 0        | 0        | 0          | 0          | 600             |
| OTHER                               | 1000          | 0             | 800            | 0               | 0        | 0        | 0        | 800        | 0          | 200             |
| <b>TOTAL</b>                        | <b>8700</b>   | <b>0</b>      | <b>1300</b>    | <b>0</b>        | <b>0</b> | <b>0</b> | <b>0</b> | <b>800</b> | <b>500</b> | <b>7400</b>     |

|                                   |         |
|-----------------------------------|---------|
| <b>APPROPRIATION DATA (000,S)</b> |         |
| YEAR FIRST IN CIP                 | FY 2008 |
| YEAR FIRST IN CAPITAL BUDGET      | FY 2009 |
| CURRENT AUTH. THRU                | FY 17 0 |
| CUMULATIVE APPROP. THRU           | FY 17 0 |
| <b>APPROPRIATION REQUESTED</b>    |         |
| BONDS SOLD                        | 0       |
| OTHER FUNDS                       | 0       |
| TOTAL FUNDS RECEIVED              | 0       |
| EXPENDITURES & ENCUMBRANCES       | 0       |
| UNENCUMBERED BALANCE              | 0       |

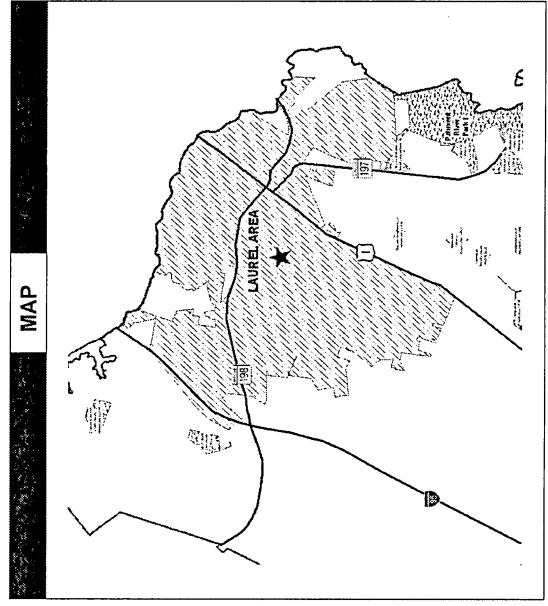
| <b>FUNDING SCHEDULE (000,S)</b> |      |
|---------------------------------|------|
| G O BDS                         | 7400 |
| TOTAL                           | 7400 |

|                           |                         |
|---------------------------|-------------------------|
| <b>PROJECT STATUS</b>     |                         |
| LAND STATUS               | Location Not Determined |
| PROJECT STATUS            | Design Not Begun        |
| PERCENT COMPLETED         | 0                       |
| ESTIMATED COMPLETION DATE | 06/2023                 |

**DESCRIPTION AND JUSTIFICATION**

**DESCRIPTION:** This project provides funding for a new, 3-bay Fire/EMS station in the vicinity of Old Gunpowder Road and Van Dusen Road, which will house an engine and an ambulance. The station will include a station alerting system designed to reduce response times, an exercise room, separate male and female sleeping/locker rooms, office space, an emergency generator and a training room. Included in the "Equipment" expenditures is funding for signalization to facilitate safe ingress and egress from the station and a training tower, which will enable personnel to conduct training evolutions on-site. Included in "other" expenditures is an authorization equal to at least 1% of the construction cost to be utilized for works of art.

**JUSTIFICATION:** Development in the southern Laurel area portion of the County will generate more demand for service. The additional fire and emergency medical services will be needed to maintain fire and EMS service. The new station, which is consistent with the Approved (March 2008) Public Safety Facilities Master Plan (MNCPPC), and is listed as a Intermediate Priority.





**THE PRINCE GEORGE'S COUNTY FY 2017-2022 APPROVED CAPITAL IMPROVEMENT PROGRAM**

|                   |                              |               |
|-------------------|------------------------------|---------------|
| <b>CIP ID NO.</b> | <b>PROJECT NAME</b>          | <b>AGENCY</b> |
| LK511273          | LANDOVER HILLS FIRE/EMS #830 | FIRE / EMS    |

|                                 |   |
|---------------------------------|---|
| <b>OPERATING IMPACT (000,S)</b> |   |
| DEBT SERVICE                    | 0 |
| MAINTENANCE COSTS               | 0 |
| OPERATING COSTS                 | 0 |
| TOTAL                           | 0 |
| COST SAVINGS                    | 0 |

|                                    |                          |
|------------------------------------|--------------------------|
| <b>LOCATION AND CLASSIFICATION</b> |                          |
| <b>COUNCIL DIST</b>                | Not Applicable           |
| <b>PLANNING AREA</b>               | Not Applicable           |
| <b>ADDRESS</b>                     | Location Not Determined  |
| <b>STATUS CLASS</b>                | Projected Rehabilitation |
| <b>FUNCTION</b>                    | Fire and Rescue Stations |

|                                     |                   |                   |                    |                     |              |              |              |              |              |                     |
|-------------------------------------|-------------------|-------------------|--------------------|---------------------|--------------|--------------|--------------|--------------|--------------|---------------------|
| <b>EXPENDITURE SCHEDULE (000,S)</b> |                   |                   |                    |                     |              |              |              |              |              |                     |
| <b>TOTAL</b>                        | <b>THRU FY 15</b> | <b>EST. FY 16</b> | <b>TOTAL 6 YRS</b> | <b>BUD YR FY 17</b> | <b>FY 18</b> | <b>FY 19</b> | <b>FY 20</b> | <b>FY 21</b> | <b>FY 22</b> | <b>BEYOND 6 YRS</b> |
| 300                                 | 0                 | 0                 | 0                  | 0                   | 0            | 0            | 0            | 0            | 0            | 300                 |
| 0                                   | 0                 | 0                 | 0                  | 0                   | 0            | 0            | 0            | 0            | 0            | 0                   |
| 3300                                | 0                 | 0                 | 0                  | 0                   | 0            | 0            | 0            | 0            | 0            | 3300                |
| 0                                   | 0                 | 0                 | 0                  | 0                   | 0            | 0            | 0            | 0            | 0            | 0                   |
| 0                                   | 0                 | 0                 | 0                  | 0                   | 0            | 0            | 0            | 0            | 0            | 0                   |
| 3600                                | 0                 | 0                 | 0                  | 0                   | 0            | 0            | 0            | 0            | 0            | 3600                |

|                                   |         |
|-----------------------------------|---------|
| <b>APPROPRIATION DATA (000,S)</b> |         |
| YEAR FIRST IN CIP                 | FY 2015 |
| YEAR FIRST IN CAPITAL BUDGET      | FY XX   |
| CURRENT AUTH. THRU                | FY 17 0 |
| CUMULATIVE APPROP. THRU           | FY 17 0 |
| <b>APPROPRIATION REQUESTED</b>    |         |
| BONDS SOLD                        | 0       |
| OTHER FUNDS                       | 0       |
| TOTAL FUNDS RECEIVED              | 0       |
| EXPENDITURES & ENCUMBRANCES       | 0       |
| UNENCUMBERED BALANCE              | 0       |

|                                 |      |   |   |   |   |   |   |   |   |      |
|---------------------------------|------|---|---|---|---|---|---|---|---|------|
| <b>FUNDING SCHEDULE (000,S)</b> |      |   |   |   |   |   |   |   |   |      |
| <b>G O BDS</b>                  | 3600 | 0 | 0 | 0 | 0 | 0 | 0 | 0 | 0 | 3600 |
|                                 |      |   |   |   |   |   |   |   |   |      |
| <b>TOTAL</b>                    | 3600 | 0 | 0 | 0 | 0 | 0 | 0 | 0 | 0 | 3600 |

|                           |                         |
|---------------------------|-------------------------|
| <b>PROJECT STATUS</b>     |                         |
| LAND STATUS               | Location Not Determined |
| PROJECT STATUS            | Design Not Begun        |
| PERCENT COMPLETED         | 0                       |
| ESTIMATED COMPLETION DATE | 06/2026                 |

|                                      |  |
|--------------------------------------|--|
| <b>DESCRIPTION AND JUSTIFICATION</b> |  |
| <b>DESCRIPTION:</b>                  | This project provides funding for a comprehensive renovation to the existing Landover Hills station.   |
| <b>JUSTIFICATION:</b>                | The station will incorporate traffic signalization, state of the art fire station alerting, a health and wellness area, and will have an outdoor training facility. The design will also incorporate LEED certified technologies and green energy initiatives, as well as, required art in public places accommodations. |

|            |
|------------|
| <b>MAP</b> |
|            |

**THE PRINCE GEORGE'S COUNTY FY 2017-2022 APPROVED CAPITAL IMPROVEMENT PROGRAM**

|                   |                              |               |
|-------------------|------------------------------|---------------|
| <b>CIP ID NO.</b> | <b>PROJECT NAME</b>          | <b>AGENCY</b> |
| LK510493          | LAUREL FIRE/EMS STATION #849 | FIRE / EMS    |

|                                 |   |
|---------------------------------|---|
| <b>OPERATING IMPACT (000,S)</b> |   |
| DEBT SERVICE                    | 0 |
| MAINTENANCE COSTS               | 0 |
| OPERATING COSTS                 | 0 |
| TOTAL                           | 0 |
| COST SAVINGS                    | 0 |

|                                    |                          |
|------------------------------------|--------------------------|
| <b>LOCATION AND CLASSIFICATION</b> |                          |
| COUNCIL DIST                       | One                      |
| PLANNING AREA                      | Northwestern             |
| ADDRESS                            | Laurel Area (route 197)  |
| STATUS CLASS                       | Continued                |
| FUNCTION                           | Replacement              |
|                                    | Fire and Rescue Stations |

| <b>EXPENDITURE SCHEDULE (000,S)</b> |            |            |             |              |          |          |          |          |            |              |
|-------------------------------------|------------|------------|-------------|--------------|----------|----------|----------|----------|------------|--------------|
| TOTAL                               | THRU FY 15 | EST. FY 16 | TOTAL 6 YRS | BUD YR FY 17 | FY 18    | FY 19    | FY 20    | FY 21    | FY 22      | BEYOND 6 YRS |
| PLANS                               | 0          | 0          | 300         | 0            | 0        | 0        | 0        | 0        | 300        | 0            |
| LAND                                | 0          | 0          | 0           | 0            | 0        | 0        | 0        | 0        | 0          | 0            |
| CONST                               | 0          | 0          | 0           | 0            | 0        | 0        | 0        | 0        | 0          | 6600         |
| EQUIP                               | 0          | 0          | 0           | 0            | 0        | 0        | 0        | 0        | 0          | 900          |
| OTHER                               | 0          | 0          | 0           | 0            | 0        | 0        | 0        | 0        | 0          | 300          |
| <b>TOTAL</b>                        | <b>0</b>   | <b>0</b>   | <b>300</b>  | <b>0</b>     | <b>0</b> | <b>0</b> | <b>0</b> | <b>0</b> | <b>300</b> | <b>7800</b>  |

|                                   |         |
|-----------------------------------|---------|
| <b>APPROPRIATION DATA (000,S)</b> |         |
| YEAR FIRST IN CIP                 | FY 1993 |
| YEAR FIRST IN CAPITAL BUDGET      | FY 2002 |
| CURRENT AUTH. THRU                | FY 17 0 |
| CUMULATIVE APPROP. THRU           | FY 17 0 |
| APPROPRIATION REQUESTED           | 0       |
| BONDS SOLD                        | 0       |
| OTHER FUNDS                       | 0       |
| TOTAL FUNDS RECEIVED              | 0       |
| EXPENDITURES & ENCUMBRANCES       | 0       |
| UNENCUMBERED BALANCE              | 0       |

| <b>FUNDING SCHEDULE (000,S)</b> |      |   |   |     |   |   |   |   |     |      |
|---------------------------------|------|---|---|-----|---|---|---|---|-----|------|
| G O BDS                         | 8100 | 0 | 0 | 300 | 0 | 0 | 0 | 0 | 300 | 7800 |
| TOTAL                           | 8100 | 0 | 0 | 300 | 0 | 0 | 0 | 0 | 300 | 7800 |

|                           |                         |
|---------------------------|-------------------------|
| <b>PROJECT STATUS</b>     |                         |
| LAND STATUS               | Location Not Determined |
| PROJECT STATUS            | Design Not Begun        |
| PERCENT COMPLETED         | 0                       |
| ESTIMATED COMPLETION DATE | 06/2023                 |

|  |  |
|--|--|
| <b>DESCRIPTION AND JUSTIFICATION</b>   |  |
| <p><b>DESCRIPTION:</b> This project consists of replacing the existing station with a new 4-bay Fire/EMS station, which will house two engines, three BLS ambulances, a medic unit and a rescue squad. The station will include a station alert system designed to reduce response times, an exercise room, separate male and female sleeping/locker rooms, office space, an emergency generator and a training room. Included in the "Equipment" expenditures is funding for signalization to facilitate safe ingress and egress from the station. Included in "other" expenditures is an authorization equal to at least 1% of the construction cost for works of art.</p> <p><b>JUSTIFICATION:</b> The current rescue squad facility and annex are inadequate in size and maneuverable space to meet current service requirements. Although the existing facility has been temporarily modified, it only provides limited functional capabilities. The new station, which is consistent with the Approved (March 2008) Public Safety Facilities Master Plan (MNCPPC), and is listed as a High Priority.</p> |  |

|            |  |
|------------|--|
| <b>MAP</b> |  |
|------------|--|

**THE PRINCE GEORGE'S COUNTY FY 2017-2022 APPROVED CAPITAL IMPROVEMENT PROGRAM**

|                   |                        |               |
|-------------------|------------------------|---------------|
| <b>CIP ID NO.</b> | <b>PROJECT NAME</b>    | <b>AGENCY</b> |
| LK511153          | MARLBORO FIRE/EMS #845 | FIRE / EMS    |

|                      |                          |
|----------------------|--------------------------|
| <b>COUNCIL DIST</b>  | <b>STATUS</b>            |
| Not Applicable       | Projected                |
| <b>PLANNING AREA</b> | <b>CLASS</b>             |
| 7710 Croom Road      | Rehabilitation           |
| <b>ADDRESS</b>       | <b>FUNCTION</b>          |
|                      | Fire and Rescue Stations |

| EXPENDITURE SCHEDULE (000,\$) |             |            |             |              |            |             |          |          |          |              |
|-------------------------------|-------------|------------|-------------|--------------|------------|-------------|----------|----------|----------|--------------|
| TOTAL                         | THRU FY 15  | EST. FY 16 | TOTAL 6 YRS | BUD YR FY 17 | FY 18      | FY 19       | FY 20    | FY 21    | FY 22    | BEYOND 6 YRS |
| PLANS                         | 200         | 0          | 200         | 0            | 200        | 0           | 0        | 0        | 0        | 0            |
| LAND                          | 909         | 0          | 0           | 0            | 0          | 0           | 0        | 0        | 0        | 0            |
| CONST                         | 2800        | 0          | 2800        | 0            | 0          | 2800        | 0        | 0        | 0        | 0            |
| EQUIP                         | 500         | 0          | 500         | 0            | 0          | 500         | 0        | 0        | 0        | 0            |
| OTHER                         | 100         | 0          | 100         | 0            | 0          | 100         | 0        | 0        | 0        | 0            |
| <b>TOTAL</b>                  | <b>4509</b> | <b>0</b>   | <b>3600</b> | <b>0</b>     | <b>200</b> | <b>3400</b> | <b>0</b> | <b>0</b> | <b>0</b> | <b>0</b>     |

| FUNDING SCHEDULE (000,\$) |            |             |
|---------------------------|------------|-------------|
| G O BDS                   | EST. FY 16 | TOTAL 6 YRS |
|                           | 909        | 3600        |
| <b>TOTAL</b>              | <b>909</b> | <b>3600</b> |

**DESCRIPTION AND JUSTIFICATION**

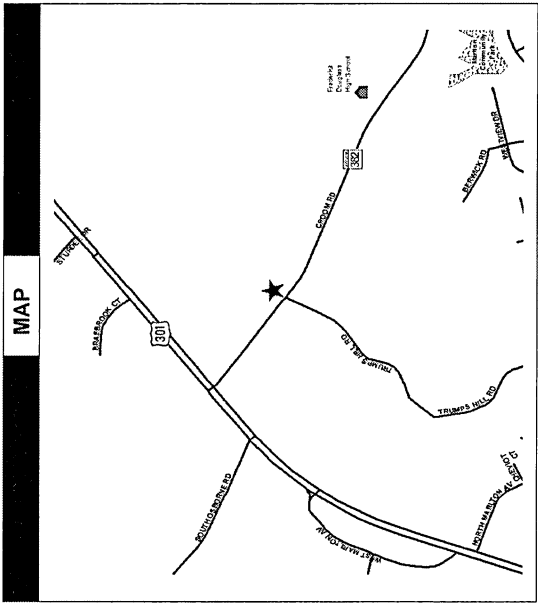
**DESCRIPTION:** This project provides funding to complete a major renovation of the existing facility constructed in 1970. This facility currently houses an advanced life support ambulance, engine and tanker.

**JUSTIFICATION:** This facility is described in the MNCPPC Public Safety Facility Master Plan as an intermediate priority. Numerous stations were designed and constructed prior to current operational performance needs. Issues such as aging electrical and mechanical systems plague the system with significant expenses to maintain service. This station is a critical element to improving recent ISO ratings of the Fire/EMS department which identified gaps in fire protection and water supply in the rural tier. The station is unable to adequately serve staffing goals, male/female staffing accommodations, and ADA compliance. Additional improvements such as energy efficiency improvements, security improvements, disaster resilience, and technologies to improve response time will be included.

|                                  |          |
|----------------------------------|----------|
| <b>OPERATING IMPACT (000,\$)</b> |          |
| DEBT SERVICE                     | 0        |
| MAINTENANCE COSTS                | 0        |
| OPERATING COSTS                  | 0        |
| <b>TOTAL</b>                     | <b>0</b> |
| <b>COST SAVINGS</b>              | <b>0</b> |

|                                    |            |
|------------------------------------|------------|
| <b>APPROPRIATION DATA (000,\$)</b> |            |
| YEAR FIRST IN CIP                  | FY 2014    |
| YEAR FIRST IN CAPITAL BUDGET       | FY XX      |
| CURRENT AUTH. THRU                 | FY 17 4509 |
| CUMULATIVE APPROP. THRU            | FY 17 909  |
| <b>APPROPRIATION REQUESTED</b>     | <b>0</b>   |
| BONDS SOLD                         | 0          |
| OTHER FUNDS                        | 0          |
| TOTAL FUNDS RECEIVED               | 0          |
| EXPENDITURES & ENCUMBRANCES        | 0          |
| UNENCUMBERED BALANCE               | 0          |

|                           |                  |
|---------------------------|------------------|
| <b>PROJECT STATUS</b>     |                  |
| LAND STATUS               | No Land Involved |
| PROJECT STATUS            | Design Not Begun |
| PERCENT COMPLETED         | 0                |
| ESTIMATED COMPLETION DATE | 06/2019          |



**THE PRINCE GEORGE'S COUNTY FY 2017-2022 APPROVED CAPITAL IMPROVEMENT PROGRAM**

|                   |                                |               |
|-------------------|--------------------------------|---------------|
| <b>CIP ID NO.</b> | <b>PROJECT NAME</b>            | <b>AGENCY</b> |
| LK510203          | MARLBORO FIRE/EMS STATION #820 | FIRE / EMS    |

|                                 |   |
|---------------------------------|---|
| <b>OPERATING IMPACT (000,S)</b> |   |
| DEBT SERVICE                    | 0 |
| MAINTENANCE COSTS               | 0 |
| OPERATING COSTS                 | 0 |
| TOTAL                           | 0 |
| COST SAVINGS                    | 0 |

|                                    |                           |
|------------------------------------|---------------------------|
| <b>LOCATION AND CLASSIFICATION</b> |                           |
| COUNCIL DIST                       | Six                       |
| PLANNING AREA                      | Upper Marlboro & Vicinity |
| ADDRESS                            | Upper Marlboro Area       |
| STATUS CLASS                       | Projected Replacement     |
| FUNCTION                           | Fire and Rescue Stations  |

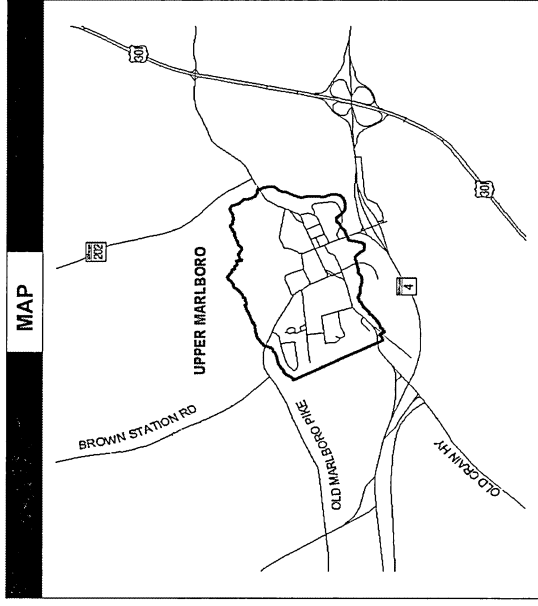
|                                     |            |            |             |              |       |       |       |       |       |              |
|-------------------------------------|------------|------------|-------------|--------------|-------|-------|-------|-------|-------|--------------|
| <b>EXPENDITURE SCHEDULE (000,S)</b> |            |            |             |              |       |       |       |       |       |              |
| TOTAL                               | THRU FY 15 | EST. FY 16 | TOTAL 6 YRS | BUD YR FY 17 | FY 18 | FY 19 | FY 20 | FY 21 | FY 22 | BEYOND 6 YRS |
| PLANS                               | 200        | 0          | 0           | 0            | 0     | 0     | 0     | 0     | 0     | 200          |
| LAND                                | 0          | 0          | 0           | 0            | 0     | 0     | 0     | 0     | 0     | 0            |
| CONST                               | 7600       | 0          | 0           | 0            | 0     | 0     | 0     | 0     | 0     | 7600         |
| EQUIP                               | 900        | 0          | 0           | 0            | 0     | 0     | 0     | 0     | 0     | 900          |
| OTHER                               | 1200       | 0          | 800         | 0            | 0     | 0     | 0     | 0     | 800   | 400          |
| TOTAL                               | 9900       | 0          | 800         | 0            | 0     | 0     | 0     | 0     | 800   | 9100         |

|                                   |         |
|-----------------------------------|---------|
| <b>APPROPRIATION DATA (000,S)</b> |         |
| YEAR FIRST IN CIP                 | FY 1991 |
| YEAR FIRST IN CAPITAL BUDGET      | FY XX   |
| CURRENT AUTH. THRU                | FY 17 0 |
| CUMULATIVE APPROP. THRU           | FY 17 0 |
| <b>APPROPRIATION REQUESTED</b>    |         |
| BONDS SOLD                        | 0       |
| OTHER FUNDS                       | 0       |
| TOTAL FUNDS RECEIVED              | 0       |
| EXPENDITURES & ENCUMBRANCES       | 0       |
| UNENCUMBERED BALANCE              | 0       |

|                                 |      |   |   |     |   |   |   |   |     |      |      |
|---------------------------------|------|---|---|-----|---|---|---|---|-----|------|------|
| <b>FUNDING SCHEDULE (000,S)</b> |      |   |   |     |   |   |   |   |     |      |      |
| G O BDS                         | 9900 | 0 | 0 | 800 | 0 | 0 | 0 | 0 | 0   | 800  | 9100 |
| TOTAL                           | 9900 | 0 | 0 | 800 | 0 | 0 | 0 | 0 | 800 | 9100 |      |

|                           |                         |
|---------------------------|-------------------------|
| <b>PROJECT STATUS</b>     |                         |
| LAND STATUS               | Location Not Determined |
| PROJECT STATUS            | Design Not Begun        |
| PERCENT COMPLETED         | 0                       |
| ESTIMATED COMPLETION DATE | 06/2024                 |

|                                      |   |
|--------------------------------------|---|
| <b>DESCRIPTION AND JUSTIFICATION</b> |   |
| DESCRIPTION:                         | This project consists of replacing the existing station with a new 4-bay Fire/EMS station, which will house two engines, a BLS or ALS ambulance, a ladder truck, and rescue squad. The station will include a station alerting system designed to reduce response times, an exercise room, separate male and female sleeping/locker rooms, office space, an emergency generator and a training room. Included in the "Equipment" expenditures is funding for signalization to facilitate safe ingress and egress from the stations and a training tower. Included in "other" expenditures is an amount at least 1% of the construction cost for works of art. |
| JUSTIFICATION:                       | The current fire station facility and its complement of equipment and personnel are contained in a structure that is inadequate to meet projected service requirements. The project will entail a relocation of current equipment and personnel to a more centralized and enhanced facility.  |



**THE PRINCE GEORGE'S COUNTY FY 2017-2022 APPROVED CAPITAL IMPROVEMENT PROGRAM**

|                   |                             |               |
|-------------------|-----------------------------|---------------|
| <b>CIP ID NO.</b> | <b>PROJECT NAME</b>         | <b>AGENCY</b> |
| LK511133          | NOTTINGHAM FIRE/EMS STATION | FIRE / EMS    |

|                                 |   |
|---------------------------------|---|
| <b>OPERATING IMPACT (000,S)</b> |   |
| DEBT SERVICE                    | 0 |
| MAINTENANCE COSTS               | 0 |
| OPERATING COSTS                 | 0 |
| TOTAL                           | 0 |
| COST SAVINGS                    | 0 |

|                                    |                                |
|------------------------------------|--------------------------------|
| <b>LOCATION AND CLASSIFICATION</b> |                                |
| <b>COUNCIL DIST</b>                | Nine                           |
| <b>PLANNING AREA</b>               | Not Applicable                 |
| <b>ADDRESS</b>                     | Croom Road & Baden-naylor Road |
| <b>STATUS CLASS</b>                | Projected New Construction     |
| <b>FUNCTION</b>                    | Fire and Rescue Stations       |

|                                     |                   |                   |                    |                     |              |              |              |              |              |                     |
|-------------------------------------|-------------------|-------------------|--------------------|---------------------|--------------|--------------|--------------|--------------|--------------|---------------------|
| <b>EXPENDITURE SCHEDULE (000,S)</b> |                   |                   |                    |                     |              |              |              |              |              |                     |
| <b>TOTAL</b>                        | <b>THRU FY 15</b> | <b>EST. FY 16</b> | <b>TOTAL 6 YRS</b> | <b>BUD YR FY 17</b> | <b>FY 18</b> | <b>FY 19</b> | <b>FY 20</b> | <b>FY 21</b> | <b>FY 22</b> | <b>BEYOND 6 YRS</b> |
| PLANS                               | 200               | 0                 | 0                  | 0                   | 0            | 0            | 0            | 0            | 0            | 200                 |
| LAND                                | 0                 | 0                 | 0                  | 0                   | 0            | 0            | 0            | 0            | 0            | 0                   |
| CONST                               | 6700              | 0                 | 0                  | 0                   | 0            | 0            | 0            | 0            | 0            | 6700                |
| EQUIP                               | 0                 | 0                 | 0                  | 0                   | 0            | 0            | 0            | 0            | 0            | 0                   |
| OTHER                               | 600               | 0                 | 0                  | 0                   | 0            | 0            | 0            | 0            | 0            | 600                 |
| <b>TOTAL</b>                        | 7500              | 0                 | 0                  | 0                   | 0            | 0            | 0            | 0            | 0            | 7500                |

|                                   |         |
|-----------------------------------|---------|
| <b>APPROPRIATION DATA (000,S)</b> |         |
| YEAR FIRST IN CIP                 | FY 2014 |
| YEAR FIRST IN CAPITAL BUDGET      | FY XX   |
| CURRENT AUTH. THRU                | FY 17 0 |
| CUMULATIVE APPROP. THRU           | FY 17 0 |
| <b>APPROPRIATION REQUESTED</b>    |         |
| BONDS SOLD                        | 0       |
| OTHER FUNDS                       | 0       |
| TOTAL FUNDS RECEIVED              | 0       |
| EXPENDITURES & ENCUMBRANCES       | 0       |
| UNENCUMBERED BALANCE              | 0       |

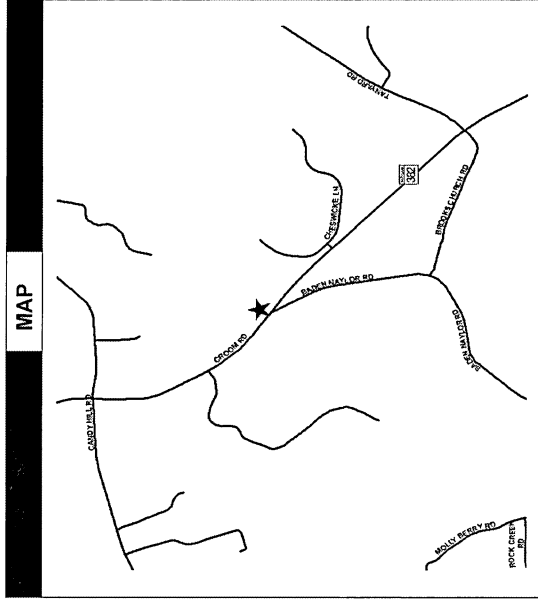
|                                 |      |
|---------------------------------|------|
| <b>FUNDING SCHEDULE (000,S)</b> |      |
| G O BDS                         | 7500 |
| TOTAL                           | 7500 |

|                           |                         |
|---------------------------|-------------------------|
| <b>PROJECT STATUS</b>     |                         |
| LAND STATUS               | Location Not Determined |
| PROJECT STATUS            | Design Not Begun        |
| PERCENT COMPLETED         | 0                       |
| ESTIMATED COMPLETION DATE | 06/2026                 |

**DESCRIPTION AND JUSTIFICATION**

**DESCRIPTION:** This project provides funding to construct a new fire station that will be a 3-bay design able to accommodate an ambulance, engine and tanker. Station construction will include technologies to improve alerting and response time, as well as energy efficiency improvements.

**JUSTIFICATION:** This facility is described in the MNCPPC Public Safety Facility Master Plan as a long term priority. The station site is in an area that is unable to be served within prescribed response time performance goals. This project is a critical element to improving recent ISO ratings of the Fire/EMS department which identified gaps in fire protection and water supply in the rural tier.



**THE PRINCE GEORGE'S COUNTY FY 2017-2022 APPROVED CAPITAL IMPROVEMENT PROGRAM**

|                   |                            |               |
|-------------------|----------------------------|---------------|
| <b>CIP ID NO.</b> | <b>PROJECT NAME</b>        | <b>AGENCY</b> |
| LK510325          | OXON HILL FIRE/EMS STATION | FIRE / EMS    |

|  |                        |                          |
|--|------------------------|--------------------------|
| <b>LOCATION AND CLASSIFICATION</b>                   | <b>STATUS CLASS</b>    | <b>FUNCTION</b>          |
| Eight Henson Creek<br>Felker Avenue & Oxon Hill Road | Revised<br>Replacement | Fire and Rescue Stations |

| <b>EXPENDITURE SCHEDULE (000,S)</b> |               |               |                |                 |       |       |       |       |       |                 |
|-------------------------------------|---------------|---------------|----------------|-----------------|-------|-------|-------|-------|-------|-----------------|
| TOTAL                               | THRU<br>FY 15 | EST.<br>FY 16 | TOTAL<br>6 YRS | BUD YR<br>FY 17 | FY 18 | FY 19 | FY 20 | FY 21 | FY 22 | BEYOND<br>6 YRS |
| 500                                 | 0             | 0             | 500            | 500             | 0     | 0     | 0     | 0     | 0     | 0               |
| 500                                 | 0             | 500           | 0              | 0               | 0     | 0     | 0     | 0     | 0     | 0               |
| 5964                                | 0             | 0             | 5964           | 2164            | 3800  | 0     | 0     | 0     | 0     | 0               |
| 910                                 | 0             | 0             | 910            | 450             | 460   | 0     | 0     | 0     | 0     | 0               |
| 1626                                | 1326          | 0             | 300            | 150             | 150   | 0     | 0     | 0     | 0     | 0               |
| 9500                                | 1326          | 500           | 7674           | 3264            | 4410  | 0     | 0     | 0     | 0     | 0               |

| <b>FUNDING SCHEDULE (000,S)</b> |               |               |                |                 |       |       |       |       |       |                 |
|---------------------------------|---------------|---------------|----------------|-----------------|-------|-------|-------|-------|-------|-----------------|
| G O BDS                         | THRU<br>FY 15 | EST.<br>FY 16 | TOTAL<br>6 YRS | BUD YR<br>FY 17 | FY 18 | FY 19 | FY 20 | FY 21 | FY 22 | BEYOND<br>6 YRS |
| 9423                            | 1241          | 508           | 7674           | 3264            | 4410  | 0     | 0     | 0     | 0     | 0               |
| 77                              | 77            | 0             | 0              | 0               | 0     | 0     | 0     | 0     | 0     | 0               |
| 9500                            | 1318          | 508           | 7674           | 3264            | 4410  | 0     | 0     | 0     | 0     | 0               |

**DESCRIPTION AND JUSTIFICATION**

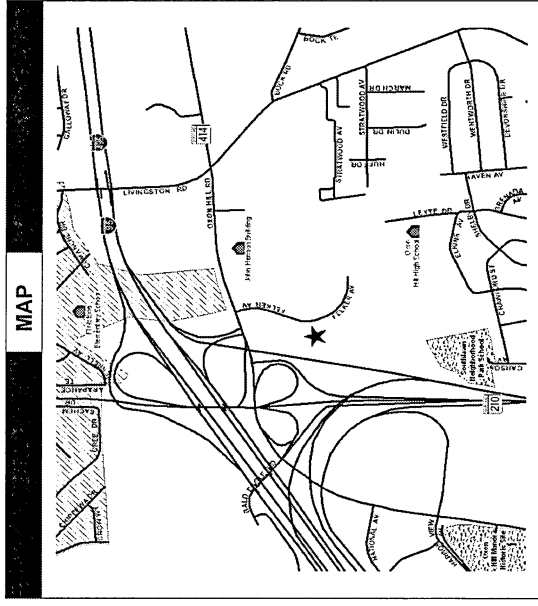
**DESCRIPTION:** The project consists of replacing the existing station with a new 4-bay Fire/EMS station, which will house two engines, an ambulance, an aerial truck, and a battalion chief. The station will include a station alerting system designed to reduce response times, an exercise room, separate male and female sleeping/locker rooms, office space and a training room. The police department could co-locate with the fire department in the future. Included in the "Equipment" expenditures is funding for signalization to facilitate safe ingress and egress from the station and a training tower, which will enable personnel to conduct training evolutions on-site. Included on the "other" expenditure is 1% of the construction cost to be utilized for works of art.

**JUSTIFICATION:** The project will replace the existing station that was built in 1952 and requires constant maintenance to keep the mechanical and electrical systems operational. The new locations proximity to major highways will improve overall response times to the Oxon Hill and surrounding communities, specifically the National Harbor and Fort Foote Road area.

|                                 |   |
|---------------------------------|---|
| <b>OPERATING IMPACT (000,S)</b> |   |
| DEBT SERVICE                    | 0 |
| MAINTENANCE COSTS               | 0 |
| OPERATING COSTS                 | 0 |
| TOTAL                           | 0 |
| COST SAVINGS                    | 0 |

|                                   |            |
|-----------------------------------|------------|
| <b>APPROPRIATION DATA (000,S)</b> |            |
| YEAR FIRST IN CIP                 | FY 1983    |
| YEAR FIRST IN CAPITAL BUDGET      | FY 2009    |
| CURRENT AUTH. THRU                | FY 17 9500 |
| CUMULATIVE APPROP. THRU           | FY 17 5090 |
| <b>APPROPRIATION REQUESTED</b>    | <b>0</b>   |
| BONDS SOLD                        | 1241       |
| OTHER FUNDS                       | 77         |
| TOTAL FUNDS RECEIVED              | 1318       |
| EXPENDITURES & ENCUMBRANCES       | 0          |
| UNENCUMBERED BALANCE              | 1318       |

|                           |                      |
|---------------------------|----------------------|
| <b>PROJECT STATUS</b>     | Acquisition Complete |
| LAND STATUS               | Design Stage         |
| PROJECT STATUS            | 0                    |
| PERCENT COMPLETED         | 06/2018              |
| ESTIMATED COMPLETION DATE |                      |



**THE PRINCE GEORGE'S COUNTY FY 2017-2022 APPROVED CAPITAL IMPROVEMENT PROGRAM**

|                   |                             |               |
|-------------------|-----------------------------|---------------|
| <b>CIP ID NO.</b> | <b>PROJECT NAME</b>         | <b>AGENCY</b> |
| LK510510          | PISCATAWAY FIRE/EMS STATION | FIRE / EMS    |

|                                 |   |
|---------------------------------|---|
| <b>OPERATING IMPACT (000,S)</b> |   |
| DEBT SERVICE                    | 0 |
| MAINTENANCE COSTS               | 0 |
| OPERATING COSTS                 | 0 |
| TOTAL                           | 0 |
| COST SAVINGS                    | 0 |

|                                    |                                  |          |                          |
|------------------------------------|----------------------------------|----------|--------------------------|
| <b>LOCATION AND CLASSIFICATION</b> |                                  |          |                          |
| COUNCIL DIST                       | Eight                            | STATUS   | Projected                |
| PLANNING AREA                      | Henson Creek                     | CLASS    | New Construction         |
| ADDRESS                            | Floral Park Road & Danville Road | FUNCTION | Fire and Rescue Stations |

| <b>EXPENDITURE SCHEDULE (000,S)</b> |            |            |             |              |          |          |          |            |            |              |
|-------------------------------------|------------|------------|-------------|--------------|----------|----------|----------|------------|------------|--------------|
| TOTAL                               | THRU FY 15 | EST. FY 16 | TOTAL 6 YRS | BUD YR FY 17 | FY 18    | FY 19    | FY 20    | FY 21      | FY 22      | BEYOND 6 YRS |
| PLANS                               | 0          | 0          | 500         | 0            | 0        | 0        | 0        | 0          | 500        | 0            |
| LAND                                | 0          | 0          | 0           | 0            | 0        | 0        | 0        | 0          | 0          | 0            |
| CONST                               | 0          | 0          | 0           | 0            | 0        | 0        | 0        | 0          | 0          | 6200         |
| EQUIP                               | 0          | 0          | 0           | 0            | 0        | 0        | 0        | 0          | 0          | 900          |
| OTHER                               | 0          | 0          | 800         | 0            | 0        | 0        | 0        | 800        | 0          | 300          |
| <b>TOTAL</b>                        | <b>0</b>   | <b>0</b>   | <b>1300</b> | <b>0</b>     | <b>0</b> | <b>0</b> | <b>0</b> | <b>800</b> | <b>500</b> | <b>7400</b>  |

| <b>FUNDING SCHEDULE (000,S)</b> |             |
|---------------------------------|-------------|
| G O BDS                         | 8700        |
|                                 | 0           |
|                                 | 0           |
|                                 | 0           |
|                                 | 0           |
|                                 | 0           |
| <b>TOTAL</b>                    | <b>8700</b> |

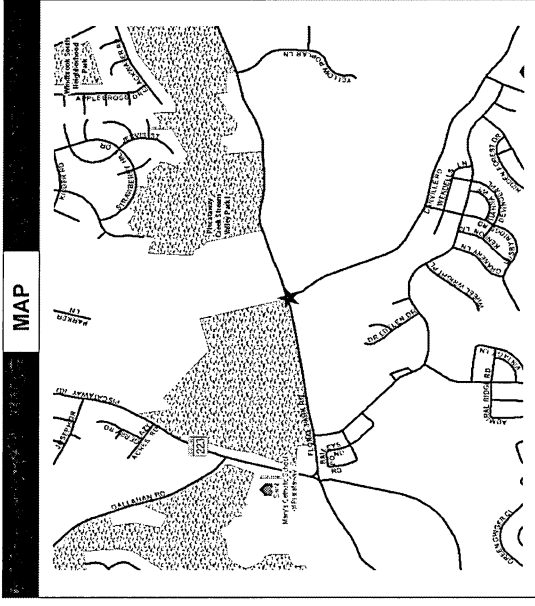
**DESCRIPTION AND JUSTIFICATION**

**DESCRIPTION:** This project provides funding for a new, 4-bay Fire/EMS station, which will house an engine, an ambulance, and a future special service. The station will include a station alerting system designed to reduce response times, an exercise room, separate male and female sleeping/locker rooms, office space, an emergency generator and a training room. Included in the "Equipment" expenditures is funding for signalization to facilitate safe ingress and egress from the station and a training tower, which will enable personnel to conduct training evolutions on-site. Included in "other" expenditures is an authorization equal to at least 1% of the construction cost to be utilized for works of art.

**JUSTIFICATION:** Development in the southern portion of the County will generate growth and commercial office space. Additional fire and emergency medical services will be needed for the residents and business establishments in this section of the County. The new station is consistent with the Approved (March 2008) Public Safety Facilities Master Plan (MNCPPC), and is listed as a Long-term Priority.

|                                   |         |
|-----------------------------------|---------|
| <b>APPROPRIATION DATA (000,S)</b> |         |
| YEAR FIRST IN CIP                 | FY 2000 |
| YEAR FIRST IN CAPITAL BUDGET      | FY XX   |
| CURRENT AUTH. THRU                | FY 17 0 |
| CUMULATIVE APPROP. THRU           | FY 17 0 |
| APPROPRIATION REQUESTED           | 0       |
| BONDS SOLD                        | 0       |
| OTHER FUNDS                       | 0       |
| TOTAL FUNDS RECEIVED              | 0       |
| EXPENDITURES & ENCUMBRANCES       | 0       |
| UNENCUMBERED BALANCE              | 0       |

|                           |                         |
|---------------------------|-------------------------|
| <b>PROJECT STATUS</b>     |                         |
| LAND STATUS               | Location Not Determined |
| PROJECT STATUS            | Design Not Begun        |
| PERCENT COMPLETED         | 0                       |
| ESTIMATED COMPLETION DATE | 06/2023                 |



**THE PRINCE GEORGE'S COUNTY FY 2017-2022 APPROVED CAPITAL IMPROVEMENT PROGRAM**

|                   |                       |               |
|-------------------|-----------------------|---------------|
| <b>CIP ID NO.</b> | <b>PROJECT NAME</b>   | <b>AGENCY</b> |
| LK511200          | RITCHIE FIRE/EMS #837 | FIRE / EMS    |

|                                 |   |
|---------------------------------|---|
| <b>OPERATING IMPACT (000,S)</b> |   |
| DEBT SERVICE                    | 0 |
| MAINTENANCE COSTS               | 0 |
| OPERATING COSTS                 | 0 |
| TOTAL                           | 0 |
| COST SAVINGS                    | 0 |

|                                    |                          |
|------------------------------------|--------------------------|
| <b>LOCATION AND CLASSIFICATION</b> |                          |
| <b>COUNCIL DIST</b>                | <b>STATUS</b>            |
| Not Applicable                     | Projected                |
| <b>PLANNING AREA</b>               | <b>CLASS</b>             |
| Location Not Determined            | Replacement              |
| <b>ADDRESS</b>                     | <b>FUNCTION</b>          |
|                                    | Fire and Rescue Stations |

|                                     |                   |                   |                    |                     |              |              |              |              |              |                     |
|-------------------------------------|-------------------|-------------------|--------------------|---------------------|--------------|--------------|--------------|--------------|--------------|---------------------|
| <b>EXPENDITURE SCHEDULE (000,S)</b> |                   |                   |                    |                     |              |              |              |              |              |                     |
| <b>TOTAL</b>                        | <b>THRU FY 15</b> | <b>EST. FY 16</b> | <b>TOTAL 6 YRS</b> | <b>BUD YR FY 17</b> | <b>FY 18</b> | <b>FY 19</b> | <b>FY 20</b> | <b>FY 21</b> | <b>FY 22</b> | <b>BEYOND 6 YRS</b> |
| PLANS                               | 300               | 0                 | 0                  | 0                   | 0            | 0            | 0            | 0            | 0            | 300                 |
| LAND                                | 0                 | 0                 | 0                  | 0                   | 0            | 0            | 0            | 0            | 0            | 0                   |
| CONST                               | 6600              | 0                 | 0                  | 0                   | 0            | 0            | 0            | 0            | 0            | 6600                |
| EQUIP                               | 900               | 0                 | 0                  | 0                   | 0            | 0            | 0            | 0            | 0            | 900                 |
| OTHER                               | 800               | 0                 | 0                  | 0                   | 0            | 0            | 0            | 0            | 0            | 800                 |
| <b>TOTAL</b>                        | <b>8600</b>       | <b>0</b>          | <b>0</b>           | <b>0</b>            | <b>0</b>     | <b>0</b>     | <b>0</b>     | <b>0</b>     | <b>0</b>     | <b>8600</b>         |

|                                   |         |
|-----------------------------------|---------|
| <b>APPROPRIATION DATA (000,S)</b> |         |
| YEAR FIRST IN CIP                 | FY 2015 |
| YEAR FIRST IN CAPITAL BUDGET      | FY XX   |
| CURRENT AUTH. THRU                | FY 17 0 |
| CUMULATIVE APPROP. THRU           | FY 17 0 |
| <b>APPROPRIATION REQUESTED</b>    |         |
| BONDS SOLD                        | 0       |
| OTHER FUNDS                       | 0       |
| TOTAL FUNDS RECEIVED              | 0       |
| EXPENDITURES & ENCUMBRANCES       | 0       |
| UNENCUMBERED BALANCE              | 0       |

|                                 |             |          |          |          |          |          |          |          |          |             |
|---------------------------------|-------------|----------|----------|----------|----------|----------|----------|----------|----------|-------------|
| <b>FUNDING SCHEDULE (000,S)</b> |             |          |          |          |          |          |          |          |          |             |
| <b>G O BDS</b>                  | 8600        | 0        | 0        | 0        | 0        | 0        | 0        | 0        | 0        | 8600        |
| <b>TOTAL</b>                    | <b>8600</b> | <b>0</b> | <b>0</b> | <b>0</b> | <b>0</b> | <b>0</b> | <b>0</b> | <b>0</b> | <b>0</b> | <b>8600</b> |

|                           |                         |
|---------------------------|-------------------------|
| <b>PROJECT STATUS</b>     |                         |
| LAND STATUS               | Location Not Determined |
| PROJECT STATUS            | Design Not Begun        |
| PERCENT COMPLETED         | 0                       |
| ESTIMATED COMPLETION DATE | 06/2024                 |

|                                      |  |
|--------------------------------------|--|
| <b>DESCRIPTION AND JUSTIFICATION</b> |  |
| <b>DESCRIPTION:</b>                  | This project provides funding for a fire station relocation in the area of Ritchie-Marlboro Road and Sansbury Road. The existing facility does not meet current and future needs of the Fire/EMS Department and renovation options to maintain the facility in its current location are extremely limited. The new location will also provide improved coverage to the proposed Westphalia development, while coverage is maintained with the addition of the Shady Glen Fire Station. |
| <b>JUSTIFICATION:</b>                | The design will be 4-bay drive through design to address current and future needs of the Fire/EMS Department. The station will incorporate traffic signalization, state of the art fire station alerting, a health and wellness area, and will have an outdoor training facility. The design will also incorporate LEED certified technologies and green energy initiatives, as well as, required art in public places accommodations.   |

|            |
|------------|
| <b>MAP</b> |
|            |



**THE PRINCE GEORGE'S COUNTY FY 2017-2022 APPROVED CAPITAL IMPROVEMENT PROGRAM**

| CIP ID NO. | PROJECT NAME                   | AGENCY     |
|------------|--------------------------------|------------|
| LK511123   | RIVERDALE #807 & #813 FIRE/EMS | FIRE / EMS |

| LOCATION AND CLASSIFICATION                               |   |
|---|---|
| COUNCIL DIST<br>PLANNING AREA<br>ADDRESS                  | STATUS<br>CLASS<br>FUNCTION                               |
| Three<br>Not Applicable<br>Kenilworth Ave & East-west Hwy | Projected<br>New Construction<br>Fire and Rescue Stations |

| EXPENDITURE SCHEDULE (000,S) |               |               |                |                 |       |       |       |       |       |                 |
|------------------------------|---------------|---------------|----------------|-----------------|-------|-------|-------|-------|-------|-----------------|
| TOTAL                        | THRU<br>FY 15 | EST.<br>FY 16 | TOTAL<br>6 YRS | BUD YR<br>FY 17 | FY 18 | FY 19 | FY 20 | FY 21 | FY 22 | BEYOND<br>6 YRS |
| 500                          | 0             | 0             | 500            | 0               | 0     | 0     | 0     | 0     | 500   | 0               |
| 0                            | 0             | 0             | 0              | 0               | 0     | 0     | 0     | 0     | 0     | 0               |
| 6600                         | 0             | 0             | 0              | 0               | 0     | 0     | 0     | 0     | 0     | 6600            |
| 900                          | 0             | 0             | 0              | 0               | 0     | 0     | 0     | 0     | 0     | 900             |
| 1100                         | 0             | 0             | 800            | 0               | 0     | 0     | 0     | 0     | 800   | 300             |
| 9100                         | 0             | 0             | 1300           | 0               | 0     | 0     | 0     | 0     | 1300  | 7800            |

| FUNDING SCHEDULE (000,S) |      |
|--------------------------|------|
| G O BDS                  | 9100 |
| TOTAL                    | 9100 |

**DESCRIPTION AND JUSTIFICATION**

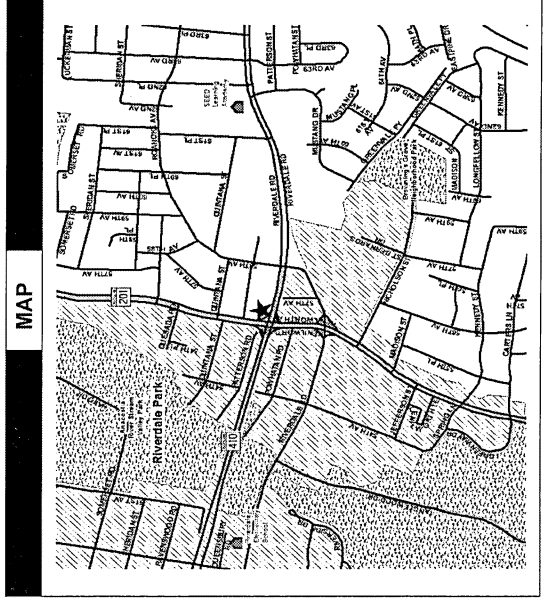
**DESCRIPTION:** This project provides funding to construct a new fire station that will allow the consolidation of two existing stations. The proposed new station will be a 4-bay design able to accommodate two ambulances, engine and truck. This location is ideal to serve the surrounding communities currently served by both stations. Station construction will include technologies to improve alerting and response time, as well as energy efficiency improvements.

**JUSTIFICATION:** This facility will replace two facilities that were constructed in 1937 and 1956 respectively. These stations are plagued with aging infrastructure and poor operational placement to serve the greater community. The efficiency realized by the consolidation of the stations will reduce the overall operational cost as well as improve service delivery.

| OPERATING IMPACT (000,S) |   |
|--------------------------|---|
| DEBT SERVICE             | 0 |
| MAINTENANCE COSTS        | 0 |
| OPERATING COSTS          | 0 |
| TOTAL                    | 0 |
| COST SAVINGS             | 0 |

| APPROPRIATION DATA (000,S)   |         |
|------------------------------|---------|
| YEAR FIRST IN CIP            | FY 2014 |
| YEAR FIRST IN CAPITAL BUDGET | FY XX   |
| CURRENT AUTH. THRU           | FY 17 0 |
| CUMULATIVE APPROP. THRU      | FY 17 0 |
| APPROPRIATION REQUESTED      | 0       |
| BONDS SOLD                   | 0       |
| OTHER FUNDS                  | 0       |
| TOTAL FUNDS RECEIVED         | 0       |
| EXPENDITURES & ENCUMBRANCES  | 0       |
| UNENCUMBERED BALANCE         | 0       |

| PROJECT STATUS            |                         |
|---------------------------|-------------------------|
| LAND STATUS               | Location Not Determined |
| PROJECT STATUS            | Design Not Begun        |
| PERCENT COMPLETED         | 0                       |
| ESTIMATED COMPLETION DATE | 06/2023                 |



**THE PRINCE GEORGE'S COUNTY FY 2017-2022 APPROVED CAPITAL IMPROVEMENT PROGRAM**

|                   |                             |               |
|-------------------|-----------------------------|---------------|
| <b>CIP ID NO.</b> | <b>PROJECT NAME</b>         | <b>AGENCY</b> |
| LK510083          | SHADY GLEN FIRE/EMS STATION | FIRE / EMS    |

|                                 |   |
|---------------------------------|---|
| <b>OPERATING IMPACT (000,S)</b> |   |
| DEBT SERVICE                    | 0 |
| MAINTENANCE COSTS               | 0 |
| OPERATING COSTS                 | 0 |
| TOTAL                           | 0 |
| COST SAVINGS                    | 0 |

|                                    |                                   |
|------------------------------------|-----------------------------------|
| <b>LOCATION AND CLASSIFICATION</b> |                                   |
| <b>COUNCIL DIST</b>                | Six                               |
| <b>PLANNING AREA</b>               | Landover Area                     |
| <b>ADDRESS</b>                     | Shady Glen Drive & Central Avenue |
| <b>STATUS CLASS</b>                | Revised Replacement               |
| <b>FUNCTION</b>                    | Fire and Rescue Stations          |

|       |            | <b>EXPENDITURE SCHEDULE (000,S)</b> |             |              |       |       |       |       |       |              |
|-------|------------|-------------------------------------|-------------|--------------|-------|-------|-------|-------|-------|--------------|
| TOTAL | THRU FY 15 | EST. FY 16                          | TOTAL 6 YRS | BUD YR FY 17 | FY 18 | FY 19 | FY 20 | FY 21 | FY 22 | BEYOND 6 YRS |
| 281   | 81         | 100                                 | 100         | 100          | 0     | 0     | 0     | 0     | 0     | 0            |
| 0     | 0          | 0                                   | 0           | 0            | 0     | 0     | 0     | 0     | 0     | 0            |
| 5778  | 0          | 1500                                | 4278        | 4278         | 0     | 0     | 0     | 0     | 0     | 0            |
| 250   | 0          | 0                                   | 250         | 250          | 0     | 0     | 0     | 0     | 0     | 0            |
| 4191  | 3841       | 100                                 | 250         | 250          | 0     | 0     | 0     | 0     | 0     | 0            |
| 10500 | 3922       | 1700                                | 4878        | 4878         | 0     | 0     | 0     | 0     | 0     | 0            |

|                                   |             |
|-----------------------------------|-------------|
| <b>APPROPRIATION DATA (000,S)</b> |             |
| YEAR FIRST IN CIP                 | FY 1989     |
| YEAR FIRST IN CAPITAL BUDGET      | FY 2005     |
| CURRENT AUTH. THRU                | FY 17 10500 |
| CUMULATIVE APPROP. THRU           | FY 17 10500 |
| <b>APPROPRIATION REQUESTED</b>    | <b>0</b>    |
| BONDS SOLD                        | 3350        |
| OTHER FUNDS                       | 28          |
| TOTAL FUNDS RECEIVED              | 3378        |
| EXPENDITURES & ENCUMBRANCES       | 0           |
| UNENCUMBERED BALANCE              | 3378        |

|         |       | <b>FUNDING SCHEDULE (000,S)</b> |              |       |       |       |       |       |              |
|---------|-------|---------------------------------|--------------|-------|-------|-------|-------|-------|--------------|
| G O BDS | OTHER | TOTAL                           | BUD YR FY 17 | FY 18 | FY 19 | FY 20 | FY 21 | FY 22 | BEYOND 6 YRS |
| 10472   | 28    | 10500                           | 4878         | 0     | 0     | 0     | 0     | 0     | 0            |
| 3350    | 28    | 3378                            | 4878         | 0     | 0     | 0     | 0     | 0     | 0            |
| 2244    | 0     | 2244                            | 4878         | 0     | 0     | 0     | 0     | 0     | 0            |
| 4878    | 0     | 4878                            | 4878         | 0     | 0     | 0     | 0     | 0     | 0            |

|                           |                      |
|---------------------------|----------------------|
| <b>PROJECT STATUS</b>     |                      |
| LAND STATUS               | Acquisition Complete |
| PROJECT STATUS            | Design Stage         |
| PERCENT COMPLETED         | 10                   |
| ESTIMATED COMPLETION DATE | 06/2017              |

|                                      |  |
|--------------------------------------|--|
| <b>DESCRIPTION AND JUSTIFICATION</b> |  |
| <b>DESCRIPTION:</b>                  | This project consists of constructing a new 4-bay Fire/EMS station, which will house an Engine and a BLS Ambulance. The station will include a station alerting system designed to reduce response times, an exercise room, separate male and female sleeping/locker rooms, office space, an emergency generator, and a training room. A prefabricated metal building will be constructed in the rear of the station which will house the Candidate Physical Ability Test (CPAT) course used for testing entry-level Fire Fighter applicants. Included in the "Equipment" expenditures is funding for signalization to facilitate safe ingress and egress from the stations and a training tower. Included in "other" expenditures is an authorization equal to at least 1% of the construction cost for works of art. |
| <b>JUSTIFICATION:</b>                | This station will improve Fire/EMS response times along the Central Avenue corridor, which are currently at unacceptable levels. The new station is consistent with the Approved (March 2008) Public Safety Facilities Master Plan (MNCPPC), and is listed as a Highest Priority.  |

|            |
|------------|
| <b>MAP</b> |
|            |

**THE PRINCE GEORGE'S COUNTY FY 2017-2022 APPROVED CAPITAL IMPROVEMENT PROGRAM**

|                   |                           |               |
|-------------------|---------------------------|---------------|
| <b>CIP ID NO.</b> | <b>PROJECT NAME</b>       | <b>AGENCY</b> |
| LK511223          | SILVER HILL FIRE/EMS #829 | FIRE / EMS    |

|                                 |   |
|---------------------------------|---|
| <b>OPERATING IMPACT (000,S)</b> |   |
| DEBT SERVICE                    | 0 |
| MAINTENANCE COSTS               | 0 |
| OPERATING COSTS                 | 0 |
| TOTAL                           | 0 |
| COST SAVINGS                    | 0 |

|                                    |                          |
|------------------------------------|--------------------------|
| <b>LOCATION AND CLASSIFICATION</b> |                          |
| COUNCIL DIST                       | Not Applicable           |
| PLANNING AREA                      | Not Applicable           |
| ADDRESS                            | Location Not Determined  |
| STATUS CLASS                       | Projected                |
| FUNCTION                           | New Construction         |
|                                    | Fire and Rescue Stations |

| <b>EXPENDITURE SCHEDULE (000,S)</b> |             |            |             |              |          |          |          |            |          |              |
|-------------------------------------|-------------|------------|-------------|--------------|----------|----------|----------|------------|----------|--------------|
| TOTAL                               | THRU FY 15  | EST. FY 16 | TOTAL 6 YRS | BUD YR FY 17 | FY 18    | FY 19    | FY 20    | FY 21      | FY 22    | BEYOND 6 YRS |
| PLANS                               | 300         | 0          | 0           | 0            | 0        | 0        | 0        | 0          | 0        | 300          |
| LAND                                | 0           | 0          | 0           | 0            | 0        | 0        | 0        | 0          | 0        | 0            |
| CONST                               | 8400        | 0          | 0           | 0            | 0        | 0        | 0        | 0          | 0        | 8400         |
| EQUIP                               | 0           | 0          | 0           | 0            | 0        | 0        | 0        | 0          | 0        | 0            |
| OTHER                               | 800         | 0          | 800         | 0            | 0        | 0        | 0        | 800        | 0        | 0            |
| <b>TOTAL</b>                        | <b>9500</b> | <b>0</b>   | <b>800</b>  | <b>0</b>     | <b>0</b> | <b>0</b> | <b>0</b> | <b>800</b> | <b>0</b> | <b>8700</b>  |

|                                   |          |
|-----------------------------------|----------|
| <b>APPROPRIATION DATA (000,S)</b> |          |
| YEAR FIRST IN CIP                 | FY 2015  |
| YEAR FIRST IN CAPITAL BUDGET      | FY XX    |
| CURRENT AUTH. THRU                | FY 17 0  |
| CUMULATIVE APPROP. THRU           | FY 17 0  |
| <b>APPROPRIATION REQUESTED</b>    | <b>0</b> |
| BONDS SOLD                        | 0        |
| OTHER FUNDS                       | 0        |
| TOTAL FUNDS RECEIVED              | 0        |
| EXPENDITURES & ENCUMBRANCES       | 0        |
| UNENCUMBERED BALANCE              | 0        |

| <b>FUNDING SCHEDULE (000,S)</b> |      |      |
|---------------------------------|------|------|
| G O BDS                         | 9500 | 8700 |
| TOTAL                           | 9500 | 8700 |

|                           |                         |
|---------------------------|-------------------------|
| <b>PROJECT STATUS</b>     |                         |
| LAND STATUS               | Location Not Determined |
| PROJECT STATUS            | Design Not Begun        |
| PERCENT COMPLETED         | 0                       |
| ESTIMATED COMPLETION DATE | 06/2024                 |

|   |
|---|
| <b>DESCRIPTION AND JUSTIFICATION</b>  |
| <p><b>DESCRIPTION:</b> This project provides funding for a station relocation in the area of Silver Hill Road and Saint Barnabas Road. The existing facility does not meet current and future needs of the Fire/EMS Department and renovation options to maintain the facility in its current location are extremely limited. This facility is one of the busiest in the Department, but cannot accommodate additional units or additional staffing adequately.</p> <p><b>JUSTIFICATION:</b> The design will be 5-bay drive through design to address current and future needs of the Fire/EMS Department. The station will incorporate traffic signalization, state of the art fire station alerting, a health and wellness area, and will have an outdoor training facility. The design will also incorporate LEED certified technologies and green energy initiatives, as well as, required art in public places accommodations.</p> |

|            |
|------------|
| <b>MAP</b> |
|            |

**THE PRINCE GEORGE'S COUNTY FY 2017-2022 APPROVED CAPITAL IMPROVEMENT PROGRAM**

|                   |                     |               |
|-------------------|---------------------|---------------|
| <b>CIP ID NO.</b> | <b>PROJECT NAME</b> | <b>AGENCY</b> |
| LK511263          | SNOWDEN FIRE/EMS    | FIRE / EMS    |

|                                 |          |
|---------------------------------|----------|
| <b>OPERATING IMPACT (000,S)</b> |          |
| DEBT SERVICE                    | 0        |
| MAINTENANCE COSTS               | 0        |
| OPERATING COSTS                 | 0        |
| <b>TOTAL</b>                    | <b>0</b> |
| COST SAVINGS                    | 0        |

|                         |                          |
|-------------------------|--------------------------|
| <b>COUNCIL DIST</b>     | <b>STATUS</b>            |
| Not Applicable          | Projected                |
| <b>PLANNING AREA</b>    | <b>CLASS</b>             |
| Not Applicable          | New Construction         |
| <b>ADDRESS</b>          | <b>FUNCTION</b>          |
| Location Not Determined | Fire and Rescue Stations |

|              |            | <b>EXPENDITURE SCHEDULE (000,S)</b> |             |              |          |          |          |          |          |              |
|--------------|------------|-------------------------------------|-------------|--------------|----------|----------|----------|----------|----------|--------------|
| TOTAL        | THRU FY 15 | EST. FY 16                          | TOTAL 6 YRS | BUD YR FY 17 | FY 18    | FY 19    | FY 20    | FY 21    | FY 22    | BEYOND 6 YRS |
| PLANS        | 0          | 0                                   | 0           | 0            | 0        | 0        | 0        | 0        | 0        | 300          |
| LAND         | 0          | 0                                   | 0           | 0            | 0        | 0        | 0        | 0        | 0        | 0            |
| CONST        | 0          | 0                                   | 0           | 0            | 0        | 0        | 0        | 0        | 0        | 7400         |
| EQUIP        | 0          | 0                                   | 0           | 0            | 0        | 0        | 0        | 0        | 0        | 0            |
| OTHER        | 0          | 0                                   | 0           | 0            | 0        | 0        | 0        | 0        | 0        | 500          |
| <b>TOTAL</b> | <b>0</b>   | <b>0</b>                            | <b>0</b>    | <b>0</b>     | <b>0</b> | <b>0</b> | <b>0</b> | <b>0</b> | <b>0</b> | <b>8200</b>  |

|                                   |          |
|-----------------------------------|----------|
| <b>APPROPRIATION DATA (000,S)</b> |          |
| YEAR FIRST IN CIP                 | FY 2015  |
| YEAR FIRST IN CAPITAL BUDGET      | FY XX    |
| CURRENT AUTH. THRU                | FY 17 0  |
| CUMULATIVE APPROP. THRU           | FY 17 0  |
| <b>APPROPRIATION REQUESTED</b>    | <b>0</b> |
| BONDS SOLD                        | 0        |
| OTHER FUNDS                       | 0        |
| TOTAL FUNDS RECEIVED              | 0        |
| EXPENDITURES & ENCUMBRANCES       | 0        |
| UNENCUMBERED BALANCE              | 0        |

|              |             | <b>FUNDING SCHEDULE (000,S)</b> |          |          |          |          |          |          |          |             |
|--------------|-------------|---------------------------------|----------|----------|----------|----------|----------|----------|----------|-------------|
| G O BDS      | 8200        | 0                               | 0        | 0        | 0        | 0        | 0        | 0        | 0        | 8200        |
| <b>TOTAL</b> | <b>8200</b> | <b>0</b>                        | <b>0</b> | <b>0</b> | <b>0</b> | <b>0</b> | <b>0</b> | <b>0</b> | <b>0</b> | <b>8200</b> |

|                           |                         |
|---------------------------|-------------------------|
| <b>PROJECT STATUS</b>     |                         |
| LAND STATUS               | Location Not Determined |
| PROJECT STATUS            | Design Not Begun        |
| PERCENT COMPLETED         | 0                       |
| ESTIMATED COMPLETION DATE | 06/2026                 |

|  |  |
|--|--|
| <b>DESCRIPTION AND JUSTIFICATION</b>   |  |
| <p><b>DESCRIPTION:</b> This project provides funding for new station in the general area of the Laurel-Bowie Road and Snowden Road. This station is identified in the MNCPPC Public Safety Facilities Master Plan as a Long Term priority.</p> <p><b>JUSTIFICATION:</b> The design will be 3-bay drive through design to address current and future needs of the Fire/EMS Department. The station will incorporate traffic signalization, state of the art fire station alerting, a health and wellness area, and will have an outdoor training facility. The design will also incorporate LEED certified technologies and green energy initiatives, as well as, required art in public places accommodations.</p> |  |

|            |
|------------|
| <b>MAP</b> |
|            |

**THE PRINCE GEORGE'S COUNTY FY 2017-2022 APPROVED CAPITAL IMPROVEMENT PROGRAM**

|                   |                              |               |
|-------------------|------------------------------|---------------|
| <b>CIP ID NO.</b> | <b>PROJECT NAME</b>          | <b>AGENCY</b> |
| LK510833          | ST BARNABAS FIRE/EMS STATION | FIRE / EMS    |

|                                 |   |
|---------------------------------|---|
| <b>OPERATING IMPACT (000,S)</b> |   |
| DEBT SERVICE                    | 0 |
| MAINTENANCE COSTS               | 0 |
| OPERATING COSTS                 | 0 |
| TOTAL                           | 0 |
| COST SAVINGS                    | 0 |

|                                    |                                   |
|------------------------------------|-----------------------------------|
| <b>LOCATION AND CLASSIFICATION</b> |                                   |
| COUNCIL DIST                       | Eight                             |
| PLANNING AREA                      | Henson Creek                      |
| ADDRESS                            | St Barnabas Rd & Virginia La Area |
| STATUS CLASS                       | Revised Replacement               |
| FUNCTION                           | Fire and Rescue Stations          |

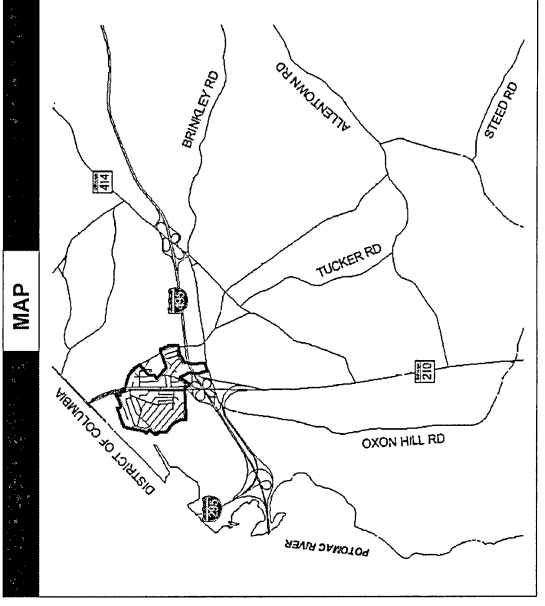
| <b>EXPENDITURE SCHEDULE (000,S)</b> |            |            |             |              |          |          |            |            |             |              |
|-------------------------------------|------------|------------|-------------|--------------|----------|----------|------------|------------|-------------|--------------|
| TOTAL                               | THRU FY 15 | EST. FY 16 | TOTAL 6 YRS | BUD YR FY 17 | FY 18    | FY 19    | FY 20      | FY 21      | FY 22       | BEYOND 6 YRS |
| PLANS                               | 0          | 0          | 500         | 0            | 0        | 0        | 0          | 500        | 0           | 0            |
| LAND                                | 0          | 0          | 0           | 0            | 0        | 0        | 0          | 0          | 0           | 0            |
| CONST                               | 0          | 0          | 6600        | 0            | 0        | 0        | 0          | 0          | 6600        | 0            |
| EQUIP                               | 0          | 0          | 900         | 0            | 0        | 0        | 0          | 0          | 900         | 0            |
| OTHER                               | 0          | 0          | 1100        | 0            | 0        | 0        | 800        | 0          | 300         | 0            |
| <b>TOTAL</b>                        | <b>0</b>   | <b>0</b>   | <b>9100</b> | <b>0</b>     | <b>0</b> | <b>0</b> | <b>800</b> | <b>500</b> | <b>7800</b> | <b>0</b>     |

| <b>FUNDING SCHEDULE (000,S)</b> |      |
|---------------------------------|------|
| G O BDS                         | 9100 |
| TOTAL                           | 9100 |

|   |
|---|
| <b>DESCRIPTION AND JUSTIFICATION</b>  |
| <p><b>DESCRIPTION:</b> This project provides funding for a new 3-bay Fire/EMS station, which will house an engine, a BLS ambulance, and a special service. The station will include a station alerting system designed to reduce response times, an exercise room, separate male and female sleeping/locker rooms, office space, an emergency generator and a training room. Included in the "Equipment" expenditures is funding for signalization to facilitate safe ingress and egress from the station. Included in "other" expenditures is an authorization equal to at least 1% of the construction cost for works of art.</p> <p><b>JUSTIFICATION:</b> The new station will improve Fire/EMS response times in the Oxon Hill, Silver Hill, Camp Springs, and Temple Hills area. The new station which is consistent with the Approved (March 2008) Public Safety Facilities Master Plan (MNCPPC) and listed as a Intermediate Priority.</p> |

|                                   |         |
|-----------------------------------|---------|
| <b>APPROPRIATION DATA (000,S)</b> |         |
| YEAR FIRST IN CIP                 | FY 1983 |
| YEAR FIRST IN CAPITAL BUDGET      | FY 2008 |
| CURRENT AUTH. THRU                | FY 17 0 |
| CUMULATIVE APPROP. THRU           | FY 17 0 |
| APPROPRIATION REQUESTED           | 0       |
| BONDS SOLD                        | 0       |
| OTHER FUNDS                       | 0       |
| TOTAL FUNDS RECEIVED              | 0       |
| EXPENDITURES & ENCUMBRANCES       | 0       |
| UNENCUMBERED BALANCE              | 0       |

|                           |                         |
|---------------------------|-------------------------|
| <b>PROJECT STATUS</b>     |                         |
| LAND STATUS               | Location Not Determined |
| PROJECT STATUS            | Design Stage            |
| PERCENT COMPLETED         | 0                       |
| ESTIMATED COMPLETION DATE | 06/2022                 |



**THE PRINCE GEORGE'S COUNTY FY 2017-2022 APPROVED CAPITAL IMPROVEMENT PROGRAM**

|                   |                     |               |
|-------------------|---------------------|---------------|
| <b>CIP ID NO.</b> | <b>PROJECT NAME</b> | <b>AGENCY</b> |
| LK510700          | WATER STORAGE TANKS | FIRE / EMS    |

|                                 |   |
|---------------------------------|---|
| <b>OPERATING IMPACT (000,S)</b> |   |
| DEBT SERVICE                    | 0 |
| MAINTENANCE COSTS               | 0 |
| OPERATING COSTS                 | 0 |
| TOTAL                           | 0 |
| COST SAVINGS                    | 0 |

|                                    |  |
|------------------------------------|--|
| <b>LOCATION AND CLASSIFICATION</b> |  |
| <b>COUNCIL DIST</b>                | Multi-District                               |
| <b>PLANNING AREA</b>               | Not Applicable                               |
| <b>ADDRESS</b>                     | County-wide                                  |
| <b>STATUS CLASS</b>                | Continued                                    |
| <b>FUNCTION</b>                    | New Construction<br>Fire and Rescue Stations |

|       |               | <b>EXPENDITURE SCHEDULE (000,S)</b> |                |                 |       |       |       |       |       |                 |
|-------|---------------|-------------------------------------|----------------|-----------------|-------|-------|-------|-------|-------|-----------------|
| TOTAL | THRU<br>FY 15 | EST.<br>FY 16                       | TOTAL<br>6 YRS | BUD YR<br>FY 17 | FY 18 | FY 19 | FY 20 | FY 21 | FY 22 | BEYOND<br>6 YRS |
| 800   | 0             | 100                                 | 600            | 100             | 100   | 100   | 100   | 100   | 100   | 100             |
| 0     | 0             | 0                                   | 0              | 0               | 0     | 0     | 0     | 0     | 0     | 0               |
| 1600  | 0             | 200                                 | 1200           | 200             | 200   | 200   | 200   | 200   | 200   | 200             |
| 0     | 0             | 0                                   | 0              | 0               | 0     | 0     | 0     | 0     | 0     | 0               |
| 1462  | 662           | 100                                 | 600            | 100             | 100   | 100   | 100   | 100   | 100   | 100             |
| 3862  | 662           | 400                                 | 2400           | 400             | 400   | 400   | 400   | 400   | 400   | 400             |

|                                   |            |
|-----------------------------------|------------|
| <b>APPROPRIATION DATA (000,S)</b> |            |
| YEAR FIRST IN CIP                 | FY 2005    |
| YEAR FIRST IN CAPITAL BUDGET      | FY 2008    |
| CURRENT AUTH. THRU                | FY 17 3462 |
| CUMULATIVE APPROP. THRU           | FY 17 1462 |
| <b>APPROPRIATION REQUESTED</b>    |            |
| BONDS SOLD                        | 577        |
| OTHER FUNDS                       | 0          |
| TOTAL FUNDS RECEIVED              | 577        |
| EXPENDITURES & ENCUMBRANCES       | 0          |
| UNENCUMBERED BALANCE              | 577        |

|         |               | <b>FUNDING SCHEDULE (000,S)</b> |                |                 |       |       |       |       |       |                 |
|---------|---------------|---------------------------------|----------------|-----------------|-------|-------|-------|-------|-------|-----------------|
| G O BDS | THRU<br>FY 15 | EST.<br>FY 16                   | TOTAL<br>6 YRS | BUD YR<br>FY 17 | FY 18 | FY 19 | FY 20 | FY 21 | FY 22 | BEYOND<br>6 YRS |
| 3862    | 577           | 485                             | 2400           | 400             | 400   | 400   | 400   | 400   | 400   | 400             |
|         |               |                                 |                |                 |       |       |       |       |       |                 |
| 3862    | 577           | 485                             | 2400           | 400             | 400   | 400   | 400   | 400   | 400   | 400             |

|                           |                      |
|---------------------------|----------------------|
| <b>PROJECT STATUS</b>     |                      |
| LAND STATUS               | Site Partly Acquired |
| PROJECT STATUS            | Design Not Begun     |
| PERCENT COMPLETED         | 22                   |
| ESTIMATED COMPLETION DATE | 06/2024              |

|   |  |
|---|--|
| <b>DESCRIPTION AND JUSTIFICATION</b>  |  |
| <p><b>DESCRIPTION:</b> This project provides funding for installing 30,000 gallon underground water storage tanks and the installation of dry fire hydrants in rural areas of the County not served by the Washington Suburban Sanitary Commission or other municipal water supply systems.</p> <p><b>JUSTIFICATION:</b> Many areas of the County do not have an adequate water supply. The installation of the tanks and dry hydrants will improve fire suppression services to those areas.</p> |  |

|            |  |
|------------|--|
| <b>MAP</b> |  |
|            |  |

**THE PRINCE GEORGE'S COUNTY FY 2017-2022 APPROVED CAPITAL IMPROVEMENT PROGRAM**

| CIP ID NO. | PROJECT NAME                            | AGENCY     |
|------------|---|------------|
| LK510481   | WEST LANHAM HILLS FIRE/EMS STATION #848 | FIRE / EMS |

| OPERATING IMPACT (000,S) |   |
|--------------------------|---|
| DEBT SERVICE             | 0 |
| MAINTENANCE COSTS        | 0 |
| OPERATING COSTS          | 0 |
| TOTAL                    | 0 |
| COST SAVINGS             | 0 |

| LOCATION AND CLASSIFICATION              |   |
|--|---|
| COUNCIL DIST<br>PLANNING AREA<br>ADDRESS | Three<br>Glendale, Seabrook, Lanham & Vicinity<br>8501 Good Luck Road |
| STATUS<br>CLASS<br>FUNCTION              | Revised<br>Rehabilitation<br>Fire and Rescue Stations                 |

| EXPENDITURE SCHEDULE (000,S) |               |               |                |                 |       |       |       |       |       |                 |
|------------------------------|---------------|---------------|----------------|-----------------|-------|-------|-------|-------|-------|-----------------|
| TOTAL                        | THRU<br>FY 15 | EST.<br>FY 16 | TOTAL<br>6 YRS | BUD YR<br>FY 17 | FY 18 | FY 19 | FY 20 | FY 21 | FY 22 | BEYOND<br>6 YRS |
| PLANS                        | 250           | 0             | 250            | 0               | 0     | 0     | 0     | 0     | 0     | 0               |
| LAND                         | 0             | 0             | 0              | 0               | 0     | 0     | 0     | 0     | 0     | 0               |
| CONST                        | 2650          | 0             | 750            | 1900            | 0     | 0     | 0     | 0     | 0     | 0               |
| EQUIP                        | 500           | 0             | 500            | 500             | 0     | 0     | 0     | 0     | 0     | 0               |
| OTHER                        | 200           | 0             | 100            | 100             | 0     | 0     | 0     | 0     | 0     | 0               |
| TOTAL                        | 3600          | 0             | 1100           | 2500            | 0     | 0     | 0     | 0     | 0     | 0               |

| APPROPRIATION DATA (000,S)   |            |
|------------------------------|------------|
| YEAR FIRST IN CIP            | FY 2000    |
| YEAR FIRST IN CAPITAL BUDGET | FY 2010    |
| CURRENT AUTH. THRU           | FY 17 3600 |
| CUMULATIVE APPROP. THRU      | FY 17 3600 |
| APPROPRIATION REQUESTED      | 0          |
| BONDS SOLD                   | 0          |
| OTHER FUNDS                  | 0          |
| TOTAL FUNDS RECEIVED         | 0          |
| EXPENDITURES & ENCUMBRANCES  | 0          |
| UNENCUMBERED BALANCE         | 0          |

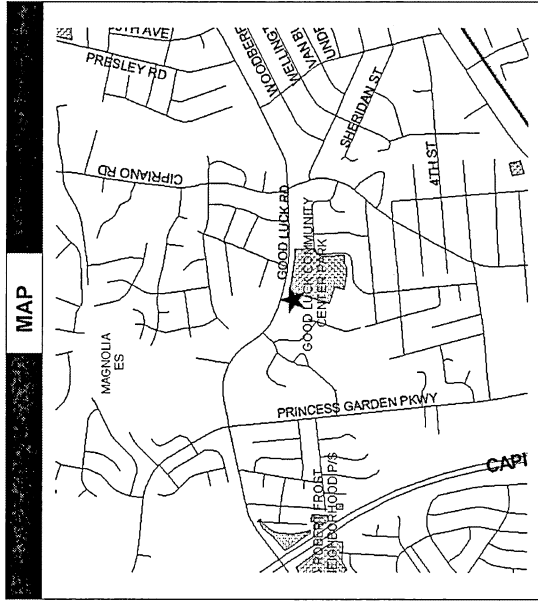
| FUNDING SCHEDULE (000,S) |      |   |      |      |   |   |   |   |
|--------------------------|------|---|------|------|---|---|---|---|
| G O BDS                  | 2500 | 0 | 0    | 0    | 0 | 0 | 0 | 0 |
| TOTAL                    | 3600 | 0 | 1100 | 2500 | 0 | 0 | 0 | 0 |

| PROJECT STATUS            |                  |
|---------------------------|------------------|
| LAND STATUS               | No Land Involved |
| PROJECT STATUS            | Design Not Begun |
| PERCENT COMPLETED         | 0                |
| ESTIMATED COMPLETION DATE | 06/2017          |

**DESCRIPTION AND JUSTIFICATION**

**DESCRIPTION:** This project provides funding for renovating the existing station. Fire and emergency medical services to the Lanham, Seabrook and New Carrollton areas are provided from this station. It houses three pumpers, two ambulances, a foam unit and a brush truck.

**JUSTIFICATION:** The existing station was built in 1948 and was not designed to accommodate male and female members and does not meet Americans With Disabilities Act requirements.



**THE PRINCE GEORGE'S COUNTY FY 2017-2022 APPROVED CAPITAL IMPROVEMENT PROGRAM**

|                   |                     |               |
|-------------------|---------------------|---------------|
| <b>CIP ID NO.</b> | <b>PROJECT NAME</b> | <b>AGENCY</b> |
| LK511243          | WOODMORE FIRE/EMS   | FIRE / EMS    |

|                                 |   |
|---------------------------------|---|
| <b>OPERATING IMPACT (000,S)</b> |   |
| DEBT SERVICE                    | 0 |
| MAINTENANCE COSTS               | 0 |
| OPERATING COSTS                 | 0 |
| TOTAL                           | 0 |
| COST SAVINGS                    | 0 |

|                                    |                            |
|------------------------------------|----------------------------|
| <b>LOCATION AND CLASSIFICATION</b> |                            |
| <b>COUNCIL DIST</b>                | Not Applicable             |
| <b>PLANNING AREA</b>               | Not Applicable             |
| <b>ADDRESS</b>                     | Location Not Determined    |
| <b>STATUS CLASS</b>                | Projected New Construction |
| <b>FUNCTION</b>                    | Fire and Rescue Stations   |

| <b>EXPENDITURE SCHEDULE (000,S)</b> |            |            |             |              |          |          |          |          |          |              |
|-------------------------------------|------------|------------|-------------|--------------|----------|----------|----------|----------|----------|--------------|
| TOTAL                               | THRU FY 15 | EST. FY 16 | TOTAL 6 YRS | BUD YR FY 17 | FY 18    | FY 19    | FY 20    | FY 21    | FY 22    | BEYOND 6 YRS |
| PLANS                               | 0          | 0          | 0           | 0            | 0        | 0        | 0        | 0        | 0        | 300          |
| LAND                                | 0          | 0          | 0           | 0            | 0        | 0        | 0        | 0        | 0        | 0            |
| CONST                               | 0          | 0          | 0           | 0            | 0        | 0        | 0        | 0        | 0        | 7800         |
| EQUIP                               | 0          | 0          | 0           | 0            | 0        | 0        | 0        | 0        | 0        | 0            |
| OTHER                               | 0          | 0          | 0           | 0            | 0        | 0        | 0        | 0        | 0        | 500          |
| <b>TOTAL</b>                        | <b>0</b>   | <b>0</b>   | <b>0</b>    | <b>0</b>     | <b>0</b> | <b>0</b> | <b>0</b> | <b>0</b> | <b>0</b> | <b>8600</b>  |

|                                   |         |
|-----------------------------------|---------|
| <b>APPROPRIATION DATA (000,S)</b> |         |
| YEAR FIRST IN CIP                 | FY 2015 |
| YEAR FIRST IN CAPITAL BUDGET      | FY XX   |
| CURRENT AUTH. THRU                | FY 17 0 |
| CUMULATIVE APPROP. THRU           | FY 17 0 |
| <b>APPROPRIATION REQUESTED</b>    |         |
| BONDS SOLD                        | 0       |
| OTHER FUNDS                       | 0       |
| TOTAL FUNDS RECEIVED              | 0       |
| EXPENDITURES & ENCUMBRANCES       | 0       |
| UNENCUMBERED BALANCE              | 0       |

| <b>FUNDING SCHEDULE (000,S)</b> |      |
|---------------------------------|------|
| G O BDS                         | 8600 |
| TOTAL                           | 8600 |

|                           |                         |
|---------------------------|-------------------------|
| <b>PROJECT STATUS</b>     |                         |
| LAND STATUS               | Location Not Determined |
| PROJECT STATUS            | Design Not Begun        |
| PERCENT COMPLETED         | 0                       |
| ESTIMATED COMPLETION DATE | 06/2024                 |

|  |  |
|--|--|
| <b>DESCRIPTION AND JUSTIFICATION</b>   |  |
| <p><b>DESCRIPTION:</b> This project provides funding for new station in the general area of the Mount Oak Road and Church Road. This station is identified in the MNCPPC Public Safety Facilities Master Plan as a Long Term priority.</p> <p><b>JUSTIFICATION:</b> The design will be 3-bay drive through design to address current and future needs of the Fire/EMS Department. The station will incorporate traffic signalization, state of the art fire station alerting, a health and wellness area, and will have an outdoor training facility. The design will also incorporate LEED certified technologies and green energy initiatives, as well as, required art in public places accommodations.</p> |  |

|            |
|------------|
| <b>MAP</b> |
|            |



**THE PRINCE GEORGE'S COUNTY FY 2017-2022 APPROVED CAPITAL IMPROVEMENT PROGRAM**

|                   |                                |               |
|-------------------|--------------------------------|---------------|
| <b>CIP ID NO.</b> | <b>PROJECT NAME</b>            | <b>AGENCY</b> |
| LQ510602          | APPARATUS MAINTENANCE FACILITY | FIRE / EMS    |

|                                 |          |
|---------------------------------|----------|
| <b>OPERATING IMPACT (000,S)</b> |          |
| DEBT SERVICE                    | 0        |
| MAINTENANCE COSTS               | 0        |
| OPERATING COSTS                 | 0        |
| <b>TOTAL</b>                    | <b>0</b> |
| COST SAVINGS                    | 0        |

|                                    |                           |
|------------------------------------|---------------------------|
| <b>LOCATION AND CLASSIFICATION</b> |                           |
| <b>COUNCIL DIST</b>                | Not Applicable            |
| <b>PLANNING AREA</b>               | Not Applicable            |
| <b>ADDRESS</b>                     | Location Not Determined   |
| <b>STATUS CLASS</b>                | Original Replacement      |
| <b>FUNCTION</b>                    | Administrative Facilities |

|                                     |                   |                   |                    |                     |              |              |              |              |              |                     |
|-------------------------------------|-------------------|-------------------|--------------------|---------------------|--------------|--------------|--------------|--------------|--------------|---------------------|
| <b>EXPENDITURE SCHEDULE (000,S)</b> |                   |                   |                    |                     |              |              |              |              |              |                     |
| <b>TOTAL</b>                        | <b>THRU FY 15</b> | <b>EST. FY 16</b> | <b>TOTAL 6 YRS</b> | <b>BUD YR FY 17</b> | <b>FY 18</b> | <b>FY 19</b> | <b>FY 20</b> | <b>FY 21</b> | <b>FY 22</b> | <b>BEYOND 6 YRS</b> |
| 500                                 | 0                 | 0                 | 500                | 0                   | 0            | 0            | 0            | 0            | 500          | 0                   |
| 0                                   | 0                 | 0                 | 0                  | 0                   | 0            | 0            | 0            | 0            | 0            | 0                   |
| 13000                               | 0                 | 0                 | 0                  | 0                   | 0            | 0            | 0            | 0            | 0            | 13000               |
| 1000                                | 0                 | 0                 | 0                  | 0                   | 0            | 0            | 0            | 0            | 0            | 1000                |
| 1000                                | 0                 | 0                 | 500                | 0                   | 0            | 0            | 0            | 0            | 500          | 500                 |
| <b>TOTAL</b>                        | <b>0</b>          | <b>0</b>          | <b>1000</b>        | <b>0</b>            | <b>0</b>     | <b>0</b>     | <b>0</b>     | <b>0</b>     | <b>1000</b>  | <b>14500</b>        |

|                                   |          |
|-----------------------------------|----------|
| <b>APPROPRIATION DATA (000,S)</b> |          |
| YEAR FIRST IN CIP                 | FY 2013  |
| YEAR FIRST IN CAPITAL BUDGET      | FY 2013  |
| CURRENT AUTH. THRU                | FY 17 0  |
| CUMULATIVE APPROP. THRU           | FY 17 0  |
| <b>APPROPRIATION REQUESTED</b>    | <b>0</b> |
| BONDS SOLD                        | 0        |
| OTHER FUNDS                       | 0        |
| TOTAL FUNDS RECEIVED              | 0        |
| EXPENDITURES & ENCUMBRANCES       | 0        |
| UNENCUMBERED BALANCE              | 0        |

|                                 |          |          |             |          |          |          |          |          |             |              |
|---------------------------------|----------|----------|-------------|----------|----------|----------|----------|----------|-------------|--------------|
| <b>FUNDING SCHEDULE (000,S)</b> |          |          |             |          |          |          |          |          |             |              |
| <b>G O BDS</b>                  | <b>0</b> | <b>0</b> | <b>1000</b> | <b>0</b> | <b>0</b> | <b>0</b> | <b>0</b> | <b>0</b> | <b>1000</b> | <b>14500</b> |
| <b>TOTAL</b>                    | <b>0</b> | <b>0</b> | <b>1000</b> | <b>0</b> | <b>0</b> | <b>0</b> | <b>0</b> | <b>0</b> | <b>1000</b> | <b>14500</b> |

|                           |                         |
|---------------------------|-------------------------|
| <b>PROJECT STATUS</b>     |                         |
| LAND STATUS               | Location Not Determined |
| PROJECT STATUS            | Design Not Begun        |
| PERCENT COMPLETED         | 0                       |
| ESTIMATED COMPLETION DATE | 06/2024                 |

|                                      |   |
|--------------------------------------|---|
| <b>DESCRIPTION AND JUSTIFICATION</b> |   |
| <b>DESCRIPTION:</b>                  | The new facility would consist of a 20,000 square foot building that would include a bay area to accommodate fire apparatus repairs, a Breathing Air Maintenance Repair Shop, parts storage, and administrative offices. The ideal location would be centrally located in the County and provide secure and adequate area to park numerous apparatus outside in various states of repair. |
| <b>JUSTIFICATION:</b>                | The existing facility is leased on an annual basis and does not provide sufficient space to fulfill the mission.  |

|            |
|------------|
| <b>MAP</b> |
|            |

**THE PRINCE GEORGE'S COUNTY FY 2017-2022 APPROVED CAPITAL IMPROVEMENT PROGRAM**

|                   |                        |               |
|-------------------|------------------------|---------------|
| <b>CIP ID NO.</b> | <b>PROJECT NAME</b>    | <b>AGENCY</b> |
| LQ510600          | FIRE SERVICES BUILDING | FIRE / EMS    |

|                                 |   |
|---------------------------------|---|
| <b>OPERATING IMPACT (000,S)</b> |   |
| DEBT SERVICE                    | 0 |
| MAINTENANCE COSTS               | 0 |
| OPERATING COSTS                 | 0 |
| TOTAL                           | 0 |
| COST SAVINGS                    | 0 |

|   |
|---|
| <b>LOCATION AND CLASSIFICATION</b>                                  |
| COUNCIL DIST<br>PLANNING AREA<br>ADDRESS                            |
| Three<br>Defense Hgts-Bladensburg & Vicinity<br>6820 Webster Street |
| STATUS<br>CLASS<br>FUNCTION   |
| Projected<br>Rehabilitation<br>Administrative Facilities            |

|              |               | <b>EXPENDITURE SCHEDULE (000,S)</b> |                |                 |          |          |          |          |          |                 |
|--------------|---------------|-------------------------------------|----------------|-----------------|----------|----------|----------|----------|----------|-----------------|
| TOTAL        | THRU<br>FY 15 | EST.<br>FY 16                       | TOTAL<br>6 YRS | BUD YR<br>FY 17 | FY 18    | FY 19    | FY 20    | FY 21    | FY 22    | BEYOND<br>6 YRS |
| PLANS        | 0             | 0                                   | 0              | 0               | 0        | 0        | 0        | 0        | 0        | 300             |
| LAND         | 0             | 0                                   | 0              | 0               | 0        | 0        | 0        | 0        | 0        | 0               |
| CONST        | 0             | 0                                   | 0              | 0               | 0        | 0        | 0        | 0        | 0        | 5300            |
| EQUIP        | 0             | 0                                   | 0              | 0               | 0        | 0        | 0        | 0        | 0        | 400             |
| OTHER        | 0             | 0                                   | 0              | 0               | 0        | 0        | 0        | 0        | 0        | 0               |
| <b>TOTAL</b> | <b>0</b>      | <b>0</b>                            | <b>0</b>       | <b>0</b>        | <b>0</b> | <b>0</b> | <b>0</b> | <b>0</b> | <b>0</b> | <b>6000</b>     |

|                                   |         |
|-----------------------------------|---------|
| <b>APPROPRIATION DATA (000,S)</b> |         |
| YEAR FIRST IN CIP                 | FY 2000 |
| YEAR FIRST IN CAPITAL BUDGET      | FY XX   |
| CURRENT AUTH. THRU                | FY 17 0 |
| CUMULATIVE APPROP. THRU           | FY 17 0 |
| APPROPRIATION REQUESTED           | 0       |
| BONDS SOLD                        | 0       |
| OTHER FUNDS                       | 0       |
| TOTAL FUNDS RECEIVED              | 0       |
| EXPENDITURES & ENCUMBRANCES       | 0       |
| UNENCUMBERED BALANCE              | 0       |

|         |   | <b>FUNDING SCHEDULE (000,S)</b> |   |   |   |   |   |   |   |      |
|---------|---|---------------------------------|---|---|---|---|---|---|---|------|
| G O BDS | 0 | 0                               | 0 | 0 | 0 | 0 | 0 | 0 | 0 | 6000 |
| TOTAL   | 0 | 0                               | 0 | 0 | 0 | 0 | 0 | 0 | 0 | 6000 |

|                           |                  |
|---------------------------|------------------|
| <b>PROJECT STATUS</b>     |                  |
| LAND STATUS               | No Land Involved |
| PROJECT STATUS            | Design Not Begun |
| PERCENT COMPLETED         | 0                |
| ESTIMATED COMPLETION DATE | 06/2028          |

|                                      |   |
|--------------------------------------|---|
| <b>DESCRIPTION AND JUSTIFICATION</b> |   |
| DESCRIPTION:                         | This project provides funding for rehabilitating the existing office and training areas at the Cranford/Graves Fire Services Building.  |
| JUSTIFICATION:                       | The current facility is an old elementary school that has been converted into office and training areas. The office configurations, sizes, and/or layouts are not conducive to the current office functions housed within the building. Improved security of the building and site are necessary to protect employee and departmental property. |

|            |  |
|------------|--|
| <b>MAP</b> |  |
|            |  |

**THE PRINCE GEORGE'S COUNTY FY 2017-2022 APPROVED CAPITAL IMPROVEMENT PROGRAM**

|                   |                               |               |
|-------------------|-------------------------------|---------------|
| <b>CIP ID NO.</b> | <b>PROJECT NAME</b>           | <b>AGENCY</b> |
| LQ510601          | TRAINING & LEADERSHIP ACADEMY | FIRE / EMS    |

|                                 |   |
|---------------------------------|---|
| <b>OPERATING IMPACT (000,S)</b> |   |
| DEBT SERVICE                    | 0 |
| MAINTENANCE COSTS               | 0 |
| OPERATING COSTS                 | 0 |
| TOTAL                           | 0 |
| COST SAVINGS                    | 0 |

|                                    |   |
|------------------------------------|---|
| <b>LOCATION AND CLASSIFICATION</b> |   |
| COUNCIL DIST                       | Six   |
| PLANNING AREA                      | Not Applicable                                |
| ADDRESS                            | 4920 Ritchie Marlboro Road                    |
| <b>STATUS CLASS FUNCTION</b>       | Revised Replacement Administrative Facilities |

| <b>EXPENDITURE SCHEDULE (000,S)</b> |            |            |             |              |       |       |       |       |       |              |
|-------------------------------------|------------|------------|-------------|--------------|-------|-------|-------|-------|-------|--------------|
| TOTAL                               | THRU FY 15 | EST. FY 16 | TOTAL 6 YRS | BUD YR FY 17 | FY 18 | FY 19 | FY 20 | FY 21 | FY 22 | BEYOND 6 YRS |
| 500                                 | 0          | 0          | 500         | 500          | 0     | 0     | 0     | 0     | 0     | 0            |
| 0                                   | 0          | 0          | 0           | 0            | 0     | 0     | 0     | 0     | 0     | 0            |
| 12554                               | 0          | 0          | 12554       | 0            | 5054  | 7500  | 0     | 0     | 0     | 0            |
| 500                                 | 0          | 0          | 500         | 0            | 0     | 500   | 0     | 0     | 0     | 0            |
| 1446                                | 946        | 0          | 500         | 0            | 0     | 500   | 0     | 0     | 0     | 0            |
| 15000                               | 946        | 0          | 14054       | 500          | 5054  | 8500  | 0     | 0     | 0     | 0            |

|                                   |             |
|-----------------------------------|-------------|
| <b>APPROPRIATION DATA (000,S)</b> |             |
| YEAR FIRST IN CIP                 | FY 2000     |
| YEAR FIRST IN CAPITAL BUDGET      | FY 2006     |
| CURRENT AUTH. THRU                | FY 17 15000 |
| CUMULATIVE APPROP. THRU           | FY 17 1446  |
| <b>APPROPRIATION REQUESTED</b>    | <b>0</b>    |
| BONDS SOLD                        | 946         |
| OTHER FUNDS                       | 0           |
| TOTAL FUNDS RECEIVED              | 946         |
| EXPENDITURES & ENCUMBRANCES       | 0           |
| UNENCUMBERED BALANCE              | 946         |

| <b>FUNDING SCHEDULE (000,S)</b> |            |             |              |       |       |
|---------------------------------|------------|-------------|--------------|-------|-------|
| G O BDS                         | EST. FY 16 | TOTAL 6 YRS | BUD YR FY 17 | FY 18 | FY 19 |
| 15000                           | 946        | 14054       | 500          | 5054  | 8500  |
|                                 |            |             |              |       |       |
|                                 |            |             |              |       |       |
| TOTAL                           | 946        | 14054       | 500          | 5054  | 8500  |

|                                  |                      |
|----------------------------------|----------------------|
| <b>PROJECT STATUS</b>            | Acquisition Complete |
| <b>LAND STATUS</b>               | Design Not Begun     |
| <b>PROJECT STATUS</b>            | Design Not Begun     |
| <b>PERCENT COMPLETED</b>         | 0                    |
| <b>ESTIMATED COMPLETION DATE</b> | 06/2019              |

|   |
|---|
| <b>DESCRIPTION AND JUSTIFICATION</b>  |
| <p><b>DESCRIPTION:</b> This project consists of acquiring property and constructing a new Fire/EMS Training Academy, which would accommodate classroom, live fire training evolutions, and a drivers training course.</p> <p><b>JUSTIFICATION:</b> The existing facility, located on federally owned land, has reached its maximum capacity for the space necessary to fulfill its mission.</p> |

