

Health Department

AGENCY OVERVIEW

Agency Description

The Prince George’s County Health Department operates under the general supervision of the Maryland Department of Health and is responsible for implementing State health laws and regulations as well as County health ordinances. The County Health Officer acts in a dual capacity as Deputy State Health Officer and County Health Officer. In addition, the Department is responsible for cooperating with Federal agencies in the implementation of Federal programs and requirements.

Facilities

The Health Department, headquartered in Largo, provides health services at 14 locations throughout the County. The Dyer Regional Health Center, located in Clinton, serves Southern Prince George’s County and the Cheverly Health Center, located in Cheverly, serves residents in the Northern and Central parts of Prince George’s County. The Department also operates programs at several leased locations.

Needs Assessment

The Health Department provides services in buildings where various mechanical systems need to be updated or replaced.

FY 2022 Funding Source

- General Obligation Bonds – 21.6%
- Other - 78.4%

FY 2022-2027 Program Highlights

- Construction will continue for the creation of a headquarters building that will co-locate the administrative offices of the Health Department, the Department of Family Services and the Department of Social Services (HHS). The HHS Building will serve as a centralized focal point for the delivery of services to older adults, persons with disabilities, and family caregivers.
- The improvement and renovations of various health facilities will continue in FY 2022. This includes a fire suppression system upgrade at the Cheverly Health Center, interior LED lights and an upgrade to the clinic front desk at the Dyer Health Center.
- Planning and construction for the Clinical Health Facility to service the public’s clinical and mental health needs.

New Projects

None

Deleted Projects

None

Revised Projects

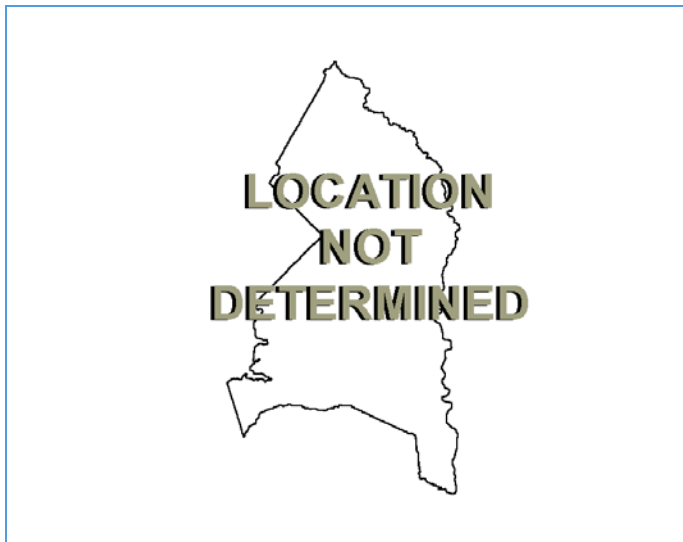
Project Name	Alternate Funding Source Required	Revisions			
		Total Project Cost Increase	Total Project Cost Decrease	Project Schedule Delayed	Project Schedule Accelerated
Health Facilities Renovations		X			
Residential Treatment Center				X	

Program Summary

Category/Description	Total Project Cost	Life to Date Actual	FY 2021 Estimate	Total 6 Years	Budget Year FY 2022	FY 2023	FY 2024	FY 2025	FY 2026	FY 2027	Beyond 6 Years
EXPENDITURE											
PLANS	\$2,503	\$3	\$—	\$2,000	\$2,000	\$—	\$—	\$—	\$—	\$—	\$500
LAND	3,013	3,013	—	—	—	—	—	—	—	—	—
CONSTR	71,809	8,681	35,493	27,635	23,500	1,475	760	720	680	500	—
EQUIP	—	—	—	—	—	—	—	—	—	—	—
OTHER	11,575	11,498	77	—	—	—	—	—	—	—	—
TOTAL	\$88,900	\$23,195	\$35,570	\$29,635	\$25,500	\$1,475	\$760	\$720	\$680	\$500	\$500
FUNDING											
GO BONDS	\$45,992	\$29,465	\$6,392	\$9,635	\$5,500	\$1,475	\$760	\$720	\$680	\$500	\$500
STATE	800	—	800	—	—	—	—	—	—	—	—
OTHER	42,108	22,108	—	20,000	20,000	—	—	—	—	—	—
TOTAL	\$88,900	\$51,573	\$7,192	\$29,635	\$25,500	\$1,475	\$760	\$720	\$680	\$500	\$500
OPERATING IMPACT											
PERSONNEL				\$—	\$—	\$—	\$—	\$—	\$—	\$—	
OPERATING				—	—	—	—	—	—	—	
DEBT				—	—	—	—	—	—	—	
OTHER				—	—	—	—	—	—	—	
TOTAL				\$—	\$—	\$—	\$—	\$—	\$—	\$—	

Project Listing

CIP ID#	Project Name	Address	Planning Area	Council District	Project Class	Total Project Cost (000)	Completion Date
3.70.0003	Clinical Health Facility	Location Not Determined	Not Assigned	Not Assigned	Rehabilitation	\$20,000	FY 2023
4.70.0001	Health Facilities Renovations	Various Locations	Not Assigned	Various	Rehabilitation	11,150	Ongoing
3.70.0001	Regional Health and Human Services Center	8800 Hampton Mall Drive, Capitol Heights	Capitol Heights, District Heights & Vicinity	Six	New Construction	57,250	FY 2022
3.70.0002	Residential Treatment Facility	Location Not Determined	Not Assigned	Not Assigned	New Construction	500	TBD
Program Total						\$88,900	
NUMBER OF PROJECTS = 4							



Description: The facility will service the public's clinical and mental health needs.

Justification: Mental health services reduce the risk of chronic disease related to stress, anxiety and substance abuse. Most importantly, mental health services save lives.

Highlights: FY 2022 funding support the design and construction for the Clinical Health Facility. This project was added to the FY 2021 - 2026 CIP via an amendment, CB-42-2020. The FY 2022 'Other' will be from a Certificate of Participation. The details surrounding this project are still under discussion.

Enabling Legislation: CB-46-2020

Location		Status	
Address	Location Not Determined	Project Status	Design Not Begun
Council District	Not Assigned	Class	Rehabilitation
Planning Area	Not Assigned	Land Status	Location Not Determined

PROJECT MILESTONES

	Estimate	Actual
1 st Year in Capital Program		FY 2021
1 st Year in Capital Budget		FY 2022
Completed Design	FY 2022	
Began Construction	FY 2022	
Project Completion	FY 2023	

CUMULATIVE APPROPRIATION (000'S)

Life to Date	FY 2021 Estimate	FY 2022	Total
\$0	\$0	\$20,000	\$20,000

Project Summary

Category/Description	Total Project Cost	Life to Date Actual	FY 2021 Estimate	Total 6 Years	Budget Year FY 2022	FY 2023	FY 2024	FY 2025	FY 2026	FY 2027	Beyond 6 Years
EXPENDITURE											
PLANS	\$2,000	\$—	\$—	\$2,000	\$2,000	\$—	\$—	\$—	\$—	\$—	\$—
LAND	—	—	—	—	—	—	—	—	—	—	—
CONSTR	18,000	—	—	18,000	18,000	—	—	—	—	—	—
EQUIP	—	—	—	—	—	—	—	—	—	—	—
OTHER	—	—	—	—	—	—	—	—	—	—	—
TOTAL	\$20,000	\$—	\$—	\$20,000	\$20,000	\$—	\$—	\$—	\$—	\$—	\$—
FUNDING											
OTHER	\$20,000	\$—	\$—	\$20,000	\$20,000	\$—	\$—	\$—	\$—	\$—	\$—
TOTAL	\$20,000	\$—	\$—	\$20,000	\$20,000	\$—	\$—	\$—	\$—	\$—	\$—
OPERATING IMPACT											
PERSONNEL											
OPERATING											
DEBT											
OTHER											
TOTAL											



Description: This project includes various health facilities such as Dyer Health, Cheverly Health and the Health Administration building. The project consists of extensive repairs of safety related concerns and renovations to meet the need for clinical services. Some of the items include but are not limited to plumbing and electrical repairs, roof repair, foundation repair and generator replacement and other improvements to bring the buildings up to current codes with ADA standards.

Justification: The health facilities are heavily used by the public and require more frequent updating and preventative maintenance. Some improvements will provide a more safe/ healthy work environment for the staff as well as the visitors.

Highlights: FY 2022 costs include projects for the Cheverly Health Center fire suppression system upgrade and Dyer Health Center interior LED lighting and an update to the clinic front desk.

Enabling Legislation: CB-33-2018

Location		Status	
Address	Various Locations	Project Status	Under Construction
Council District	Various	Class	Rehabilitation
Planning Area	Not Assigned	Land Status	Not Assigned

PROJECT MILESTONES

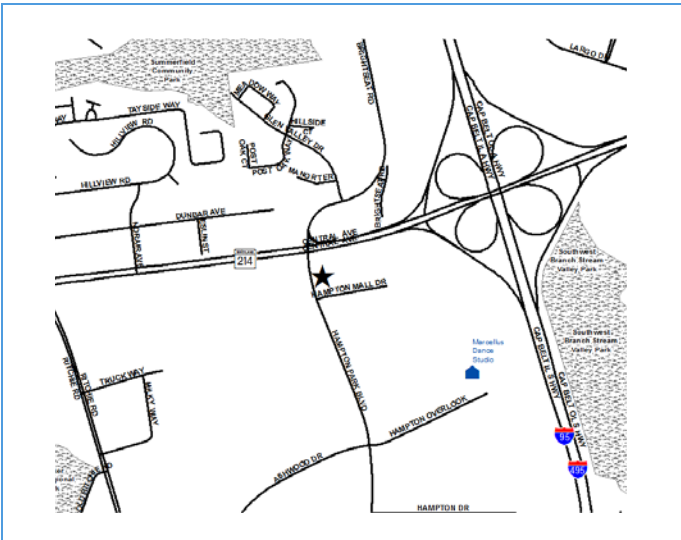
	Estimate	Actual
1 st Year in Capital Program		FY 2012
1 st Year in Capital Budget		FY 2013
Completed Design		Ongoing
Began Construction		Ongoing
Project Completion	Ongoing	

CUMULATIVE APPROPRIATION (000'S)

Life to Date	FY 2021 Estimate	FY 2022	Total
\$4,130	\$1,385	\$1,500	\$7,015

Project Summary

Category/Description	Total Project Cost	Life to Date Actual	FY 2021 Estimate	Total 6 Years	Budget Year FY 2022	FY 2023	FY 2024	FY 2025	FY 2026	FY 2027	Beyond 6 Years
EXPENDITURE											
PLANS	\$—	\$—	\$—	\$—	\$—	\$—	\$—	\$—	\$—	\$—	\$—
LAND	—	—	—	—	—	—	—	—	—	—	—
CONSTR	7,042	99	1,308	5,635	1,500	1,475	760	720	680	500	—
EQUIP	—	—	—	—	—	—	—	—	—	—	—
OTHER	4,108	4,031	77	—	—	—	—	—	—	—	—
TOTAL	\$11,150	\$4,130	\$1,385	\$5,635	\$1,500	\$1,475	\$760	\$720	\$680	\$500	\$—
FUNDING											
GO BONDS	\$10,578	\$3,715	\$1,228	\$5,635	\$1,500	\$1,475	\$760	\$720	\$680	\$500	\$—
OTHER	572	572	—	—	—	—	—	—	—	—	—
TOTAL	\$11,150	\$4,287	\$1,228	\$5,635	\$1,500	\$1,475	\$760	\$720	\$680	\$500	\$—
OPERATING IMPACT											
PERSONNEL				\$—	\$—	\$—	\$—	\$—	\$—	\$—	
OPERATING				—	—	—	—	—	—	—	
DEBT				—	—	—	—	—	—	—	
OTHER				—	—	—	—	—	—	—	
TOTAL				\$—	\$—	\$—	\$—	\$—	\$—	\$—	



Description: This project consists of a 100,000 to 120,000 square foot administrative office building identified as Kingdom Square Mall now known as the Hampton Park Project. The HHS building will serve as a centralized focal point for delivery of services to older adults, persons with disabilities and family caregivers and will include a full service senior activity center with activity rooms, congregate spaces, dining area, and a commercial kitchen.

Justification: This project consolidates the administrative functions of the Department of Family Services (located in Camp Springs, MD); Health Department (located in Largo, MD) and the Department of Social Services (located in Landover, MD) into a single site.

Highlights: In FY 2022, construction continues on the center. The total project cost is estimated at \$57M which consists of \$32M for land and building construction, \$24M in interior build-out including furniture, and \$1M contingency to address market conditions and escalation.

Enabling Legislation: CB-46-2020

Location		Status	
Address	8800 Hampton Mall Drive, Capitol Heights	Project Status	Under Construction
Council District	Six	Class	New Construction
Planning Area	Capitol Heights, District Heights & Vicinity	Land Status	Acquisition Complete

PROJECT MILESTONES

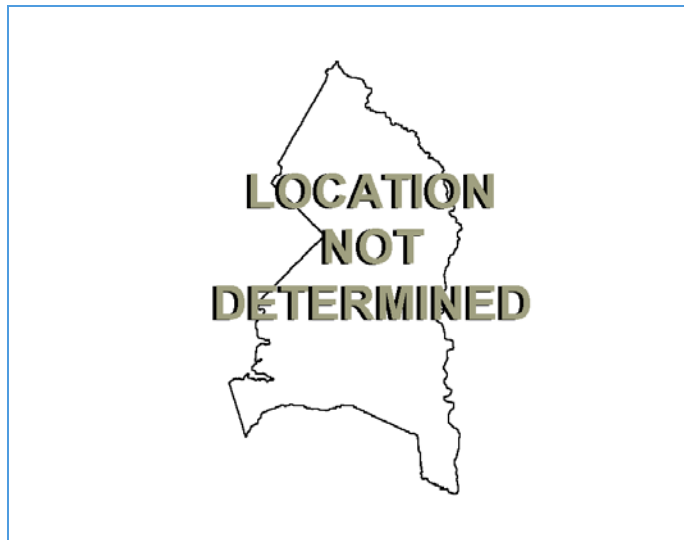
	Estimate	Actual
1 st Year in Capital Program		FY 2005
1 st Year in Capital Budget		FY 2013
Completed Design		FY 2019
Began Construction		FY 2019
Project Completion	FY 2022	

CUMULATIVE APPROPRIATION (000'S)

Life to Date	FY 2021 Estimate	FY 2022	Total
\$19,065	\$34,185	\$4,000	\$57,250

Project Summary

Category/Description	Total Project Cost	Life to Date Actual	FY 2021 Estimate	Total 6 Years	Budget Year FY 2022	FY 2023	FY 2024	FY 2025	FY 2026	FY 2027	Beyond 6 Years
EXPENDITURE											
PLANS	\$3	\$3	\$—	\$—	\$—	\$—	\$—	\$—	\$—	\$—	\$—
LAND	3,013	3,013	—	—	—	—	—	—	—	—	—
CONSTR	46,767	8,582	34,185	4,000	4,000	—	—	—	—	—	—
EQUIP	—	—	—	—	—	—	—	—	—	—	—
OTHER	7,467	7,467	—	—	—	—	—	—	—	—	—
TOTAL	\$57,250	\$19,065	\$34,185	\$4,000	\$4,000	\$—	\$—	\$—	\$—	\$—	\$—
FUNDING											
GO BONDS	\$34,914	\$25,750	\$5,164	\$4,000	\$4,000	\$—	\$—	\$—	\$—	\$—	\$—
STATE	800	—	800	—	—	—	—	—	—	—	—
OTHER	21,536	21,536	—	—	—	—	—	—	—	—	—
TOTAL	\$57,250	\$47,286	\$5,964	\$4,000	\$4,000	\$—	\$—	\$—	\$—	\$—	\$—
OPERATING IMPACT											
PERSONNEL				\$—	\$—	\$—	\$—	\$—	\$—	\$—	\$—
OPERATING				—	—	—	—	—	—	—	—
DEBT				—	—	—	—	—	—	—	—
OTHER				—	—	—	—	—	—	—	—
TOTAL				\$—	\$—	\$—	\$—	\$—	\$—	\$—	\$—



Description: This project will encompass a 40 bed residential treatment facility that will include detoxification, intermediate care and continuing care services for persons with substance abuse and mental health problems. The facility should serve both men and women.

Justification: The County currently does not have a residential treatment facility.

Highlights: No significant highlights for this project.

Enabling Legislation: Not Applicable

Location		Status	
Address	Location Not Determined	Project Status	Under Construction
Council District	Not Assigned	Class	New Construction
Planning Area	Not Assigned	Land Status	Acquisition Complete

PROJECT MILESTONES

	Estimate	Actual
1 st Year in Capital Program		FY 2016
1 st Year in Capital Budget		FY XXXX
Completed Design	TBD	
Began Construction	TBD	
Project Completion	TBD	

CUMULATIVE APPROPRIATION (000'S)

Life to Date	FY 2021 Estimate	FY 2022	Total
\$0	\$0	\$0	\$0

Project Summary

Category/Description	Total Project Cost	Life to Date Actual	FY 2021 Estimate	Total 6 Years	Budget Year FY 2022	FY 2023	FY 2024	FY 2025	FY 2026	FY 2027	Beyond 6 Years
EXPENDITURE											
PLANS	\$500	\$—	\$—	\$—	\$—	\$—	\$—	\$—	\$—	\$—	\$500
LAND	—	—	—	—	—	—	—	—	—	—	—
CONSTR	—	—	—	—	—	—	—	—	—	—	—
EQUIP	—	—	—	—	—	—	—	—	—	—	—
OTHER	—	—	—	—	—	—	—	—	—	—	—
TOTAL	\$500	\$—	\$—	\$—	\$—	\$—	\$—	\$—	\$—	\$—	\$500
FUNDING											
GO BONDS	\$500	\$—	\$—	\$—	\$—	\$—	\$—	\$—	\$—	\$—	\$500
TOTAL	\$500	\$—	\$—	\$—	\$—	\$—	\$—	\$—	\$—	\$—	\$500
OPERATING IMPACT											
PERSONNEL				\$—	\$—	\$—	\$—	\$—	\$—	\$—	
OPERATING				—	—	—	—	—	—	—	
DEBT				—	—	—	—	—	—	—	
OTHER				—	—	—	—	—	—	—	
TOTAL				\$—	\$—	\$—	\$—	\$—	\$—	\$—	

