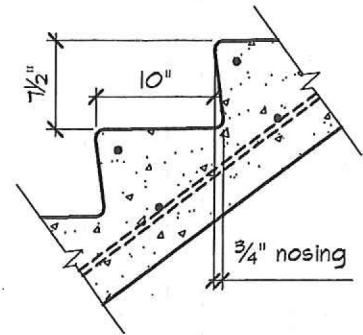


SAMPLE



STAIR DETAIL

AREAWAY STAIR - LONGITUDINAL SECTION
SCALE: 3/8"=1'-0"

Notes:

- 1.) the areaway stair landing shall be at least four inches below the interior floor slab and sloped to drain to an approved general purposed area drain.
- 2.) the general purpose drain shall have an intake or strainer with a minimum diameter of six inches and a minimum pipe outfall of four inches.
- 3.) the drain shall have a strainer lid or body that provides accessibility for maintenance of drain body and pipe.
- 4.) the area drain shall be connected to a rigid pipe with minimum fall of 1/8-inch per foot piped to sump pump crock or a day-lighted outfall at grade.
- 5.) the rigid pipe shall not be connected to the interior or exterior foundation drain or drain tile.
- 6.) the pipe shall be sleeved where it passes through the foundation wall or frost protected footing.
- 7.) the general purpose drain assembly and rigid pipe may be constructed of schedule 40 pvc, cast iron or equivalent approve rigid pipe.
- 8.) riser and tread sizes that are shown are suggested for exterior use; however, Prince George's County code amendments, Subtitle 4, allow a maximum riser height of 8 1/4" and a minimum tread depth of 9" for one and two family dwellings.

WARNING AND DISCLAIMER

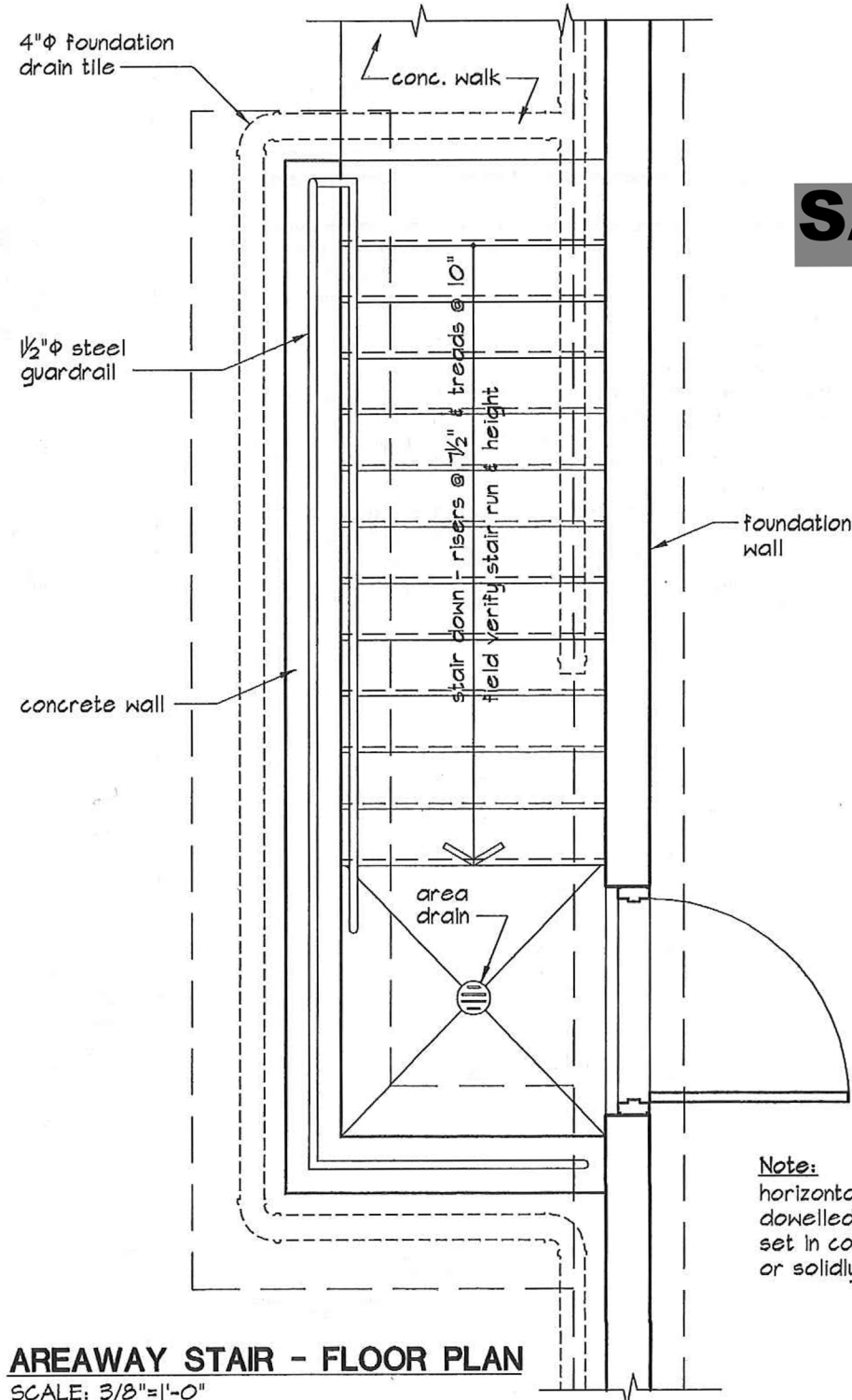
This drawing is intended only to be illustrative of the minimum requirements of applicable County ordinances. It is not a blue print, nor a set of plans and specifications. PRINCE GEORGE'S COUNTY, MARYLAND DOES NOT WARRANT OR GUARANTEE IN ANY MANNER OR TO ANY EXTENT THE SUFFICIENCY OF THIS DRAWING. Persons to whom this drawing is distributed should not rely on it as an acceptable plan or blue print for any structure. PRINCE GEORGE'S COUNTY, MARYLAND DISCLAIMS ANY AND ALL LIABILITY FOR DAMAGES OR INJURIES, DIRECT OR CONSEQUENTIAL, ARISING OUT OF THE USE OF THIS DRAWING.

**AREAWAY STAIR
LONGITUDINAL SECTION**

Drawing No.

D-106a

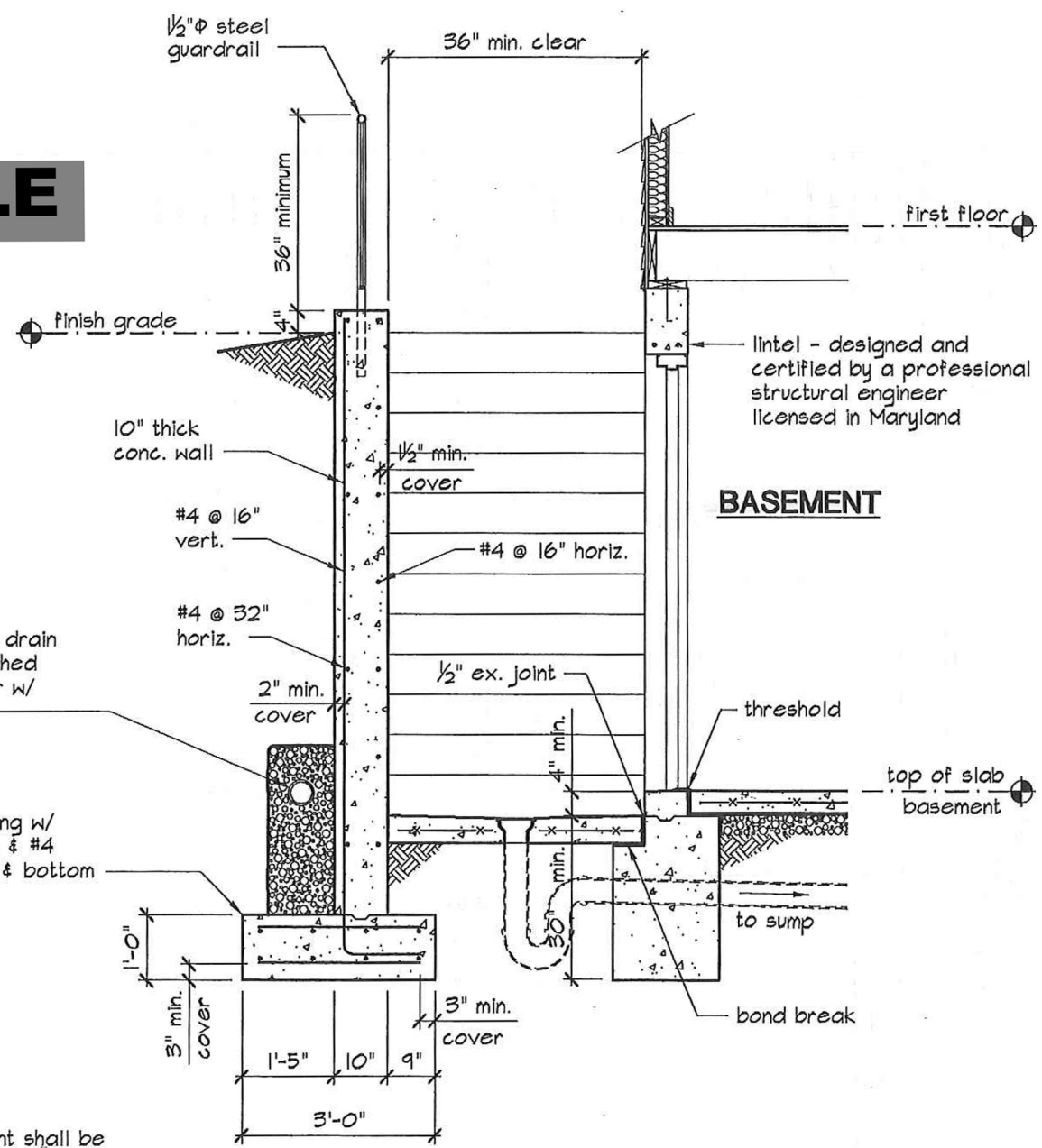
Sheet 2 Of 2



AREAWAY STAIR - FLOOR PLAN
SCALE: 3/8"=1'-0"

SAMPLE

Note:
horizontal wall reinforcement shall be doweled 4" min. into basement wall - set in concrete epoxy for concrete or solidly grouted cells for cmu.



AREAWAY STAIR - CROSS SECTION
SCALE: 3/8"=1'-0"

WARNING AND DISCLAIMER
This drawing is intended only to be illustrative of the minimum requirements of applicable County ordinances. It is not a blue print, nor a set of plans and specifications. PRINCE GEORGE'S COUNTY, MARYLAND DOES NOT WARRANT OR GUARANTEE IN ANY MANNER OR TO ANY EXTENT THE SUFFICIENCY OF THIS DRAWING. Persons to whom this drawing is distributed should not rely on it as an acceptable plan or blue print for any structure. PRINCE GEORGE'S COUNTY, MARYLAND DISCLAIMS ANY AND ALL LIABILITY FOR DAMAGES OR INJURIES, DIRECT OR CONSEQUENTIAL, ARISING OUT OF THE USE OF THIS DRAWING.



**AREAWAY STAIR
FLOOR PLAN AND
CROSS SECTION**