

Revenue Authority

AGENCY OVERVIEW

THE CAPITAL BUDGET OF THE REVENUE AUTHORITY IS SEPARATE AND DISTINCT FROM THE COUNTY'S CAPITAL IMPROVEMENT PROGRAM. IT IS BEING SHOWN HERE FOR INFORMATIONAL PURPOSES ONLY.

Agency Description

The Revenue Authority is a quasi-governmental entity that serves as a real estate development and development finance agency, an operator of programs and facilities and a manager of programs and facilities in partnership with other County agencies.

FY 2026 Funding Sources

- Revenue Bonds – 100.0%

FY 2026 – 2031 Program Highlights

- In FY 2026, routine maintenance will continue as needed for the Hyattsville Justice Center Garage.
- In FY 2026, routine maintenance will continue as needed for the University of Maryland Capital Region Health Medical Center Garage
- The Suitland Workforce Housing - Block K Project and the Suitland Mixed Use - Blocks A&B were merged

into the Suitland Project, and it was renamed to Suitland Scattered Sites. In FY 2026, construction is slated to begin for Block A, and pre-development and entitlement activities will begin in collaboration with the Redevelopment Authority for blocks B, J and K and the Creative Suitland Arts and Performance Center.

New Projects

None

Name Changes

CIP ID # / OLD PROJECT NAME / NEW PROJECT NAME

4.91.0003 / Suitland Project / Suitland Scattered Sites

Deleted Projects

CIP ID # / PROJECT NAME / REASON

4.91.0006 / Suitland Workforce Housing – Block K Project / Merged into the Suitland Scattered Sites project

4.91.0007 / Suitland Mixed Use – Blocks A&B Project / Merged into the Suitland Scattered Sites project

Revised Projects

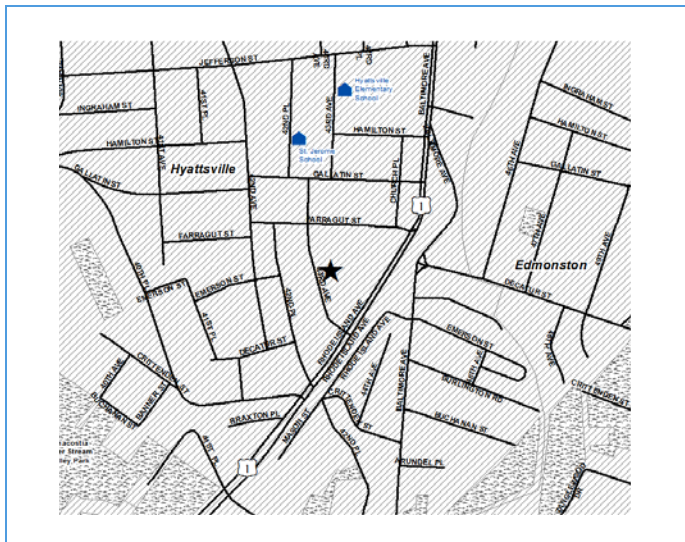
Project Name	Alternate Funding Source Required	Revisions			
		Total Project Cost Increase	Total Project Cost Decrease	Project Schedule Delayed	Project Schedule Accelerated
Hyattsville Justice Center Garage				X	
Suitland Scattered Sites		X		X	

Program Summary

Category/Description	Total Project Cost	Life to Date Actual	FY 2025 Estimate	Total 6 Years	Budget Year FY 2026	FY 2027	FY 2028	FY 2029	FY 2030	FY 2031	Beyond 6 Years
EXPENDITURE											
PLANS	\$31,291	\$1,291	\$30,000	\$—	\$—	\$—	\$—	\$—	\$—	\$—	\$—
LAND	28,000	28,000	—	—	—	—	—	—	—	—	—
CONSTR	259,141	33,541	225,600	—	—	—	—	—	—	—	—
EQUIP	806	806	—	—	—	—	—	—	—	—	—
OTHER	5,562	5,144	418	—	—	—	—	—	—	—	—
TOTAL	\$324,800	\$68,782	\$256,018	\$—	\$—	\$—	\$—	\$—	\$—	\$—	\$—
FUNDING											
REVENUE	\$324,800	\$69,200	\$—	\$255,600	\$68,000	\$145,600	\$42,000	\$—	\$—	\$—	\$—
TOTAL	\$324,800	\$69,200	\$—	\$255,600	\$68,000	\$145,600	\$42,000	\$—	\$—	\$—	\$—
OPERATING IMPACT											
PERSONNEL				\$—	\$—	\$—	\$—	\$—	\$—	\$—	
OPERATING				—	—	—	—	—	—	—	
DEBT				—	—	—	—	—	—	—	
OTHER				—	—	—	—	—	—	—	
TOTAL				\$—	\$—	\$—	\$—	\$—	\$—	\$—	

Project Listing

CIP ID#	Project Name	Address	Planning Area	Council District	Project Class	Total Project Cost (000)	Completion Date
4.91.0004	Hyattsville Justice Center Garage	5000 Rhode Island Avenue, Hyattsville	Hyattsville and Vicinity	Two	Rehabilitation	\$6,800	TBD
4.91.0003	Suitland Scattered Sites	Suitland & Silver Hill Road, Suitland	Suitland, District Heights and Vicinity	Seven	New Construction	278,000	FY 2031
4.91.0005	University of Maryland (UM) Capital Region Medical Center Garage	Lottsford Road & Medical Center Drive, Largo	Largo-Lottsford	Six	New Construction	40,000	FY 2022
Program Total						\$324,800	
NUMBER OF PROJECTS = 3							



Description: The existing parking structure is more than 30 years old and requires ongoing maintenance. Past repair projects include the replacement of pavers (completed in FY 2024) and waterproofing (completed in FY 2022).

Justification: The parking garage serves the Hyattsville Justice Center, which houses the Prince George's County District Court, the Prince George's County Police Station and the vacant Prince George's County Services Building. Ongoing repairs are required to ensure that the garage remains operational and in good condition to meet the needs of the center.

Highlights: Any remaining funds will be used for routine maintenance.

Enabling Legislation: Not Applicable

Location		Status	
Address	5000 Rhode Island Avenue, Hyattsville	Project Status	Completed
Council District	Two	Class	Rehabilitation
Planning Area	Hyattsville and Vicinity	Land Status	Publicly Owned Land

PROJECT MILESTONES

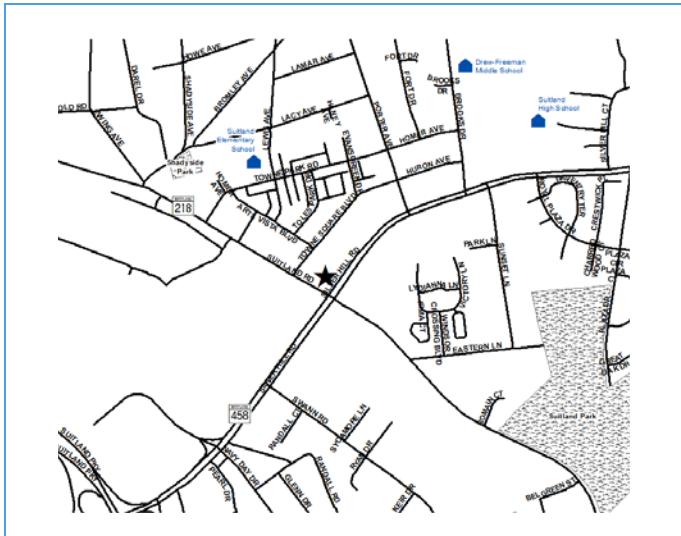
	Estimate	Actual
1 st Year in Capital Program		FY 2017
1 st Year in Capital Budget		FY 2017
Completed Design		FY 2024
Began Construction		FY 2022
Project Completion	TBD	

CUMULATIVE APPROPRIATION (000'S)

Life to Date	FY 2025 Estimate	FY 2026	Total
\$1,200	\$5,600	\$0	\$6,800

Project Summary

Category/Description	Total Project Cost	Life to Date Actual	FY 2025 Estimate	Total 6 Years	Budget Year FY 2026	FY 2027	FY 2028	FY 2029	FY 2030	FY 2031	Beyond 6 Years
EXPENDITURE											
PLANS	\$—	\$—	\$—	\$—	\$—	\$—	\$—	\$—	\$—	\$—	\$—
LAND	—	—	—	—	—	—	—	—	—	—	—
CONSTR	6,800	1,200	5,600	—	—	—	—	—	—	—	—
EQUIP	—	—	—	—	—	—	—	—	—	—	—
OTHER	—	—	—	—	—	—	—	—	—	—	—
TOTAL	\$6,800	\$1,200	\$5,600	\$—	\$—	\$—	\$—	\$—	\$—	\$—	\$—
FUNDING											
REVENUE	\$6,800	\$1,200	\$—	\$5,600	\$—	\$5,600	\$—	\$—	\$—	\$—	\$—
TOTAL	\$6,800	\$1,200	\$—	\$5,600	\$—	\$5,600	\$—	\$—	\$—	\$—	\$—
OPERATING IMPACT											
PERSONNEL				\$—	\$—	\$—	\$—	\$—	\$—	\$—	
OPERATING				—	—	—	—	—	—	—	
DEBT				—	—	—	—	—	—	—	
OTHER				—	—	—	—	—	—	—	
TOTAL				\$—	\$—	\$—	\$—	\$—	\$—	\$—	



Description: This project is part of the Suitland revitalization initiative to enhance the business and residential community near the Suitland Federal Center. It includes acquisition, relocation and demolition of existing structures and clearing of parcels for redevelopment. It provides new housing for members of the community, including mixed-use buildings.

Justification: The neighborhood will be revitalized through the provision of new housing stock, infrastructure improvements and other enhancements including retail stores and restaurants.

Highlights: The Suitland Workforce Housing - Block K Project (4.91.0006) and the Suitland Mixed Use - Blocks A&B (4.91.0007) were merged into this project, and it was renamed to Suitland Scattered Sites. In FY 2026, construction is slated to begin for Block A, and pre-development and entitlement activities will begin in collaboration with the Redevelopment Authority for blocks B, J and K and the Creative Suitland Arts and Performance Center. The cumulative appropriation shown in the expenditure schedule for FY 2025 will support the planned work in FY 2026-2028, as shown in the funding schedule.

Location		Status	
Address	Suitland & Silver Hill Road, Suitland	Project Status	Design Stage
Council District	Seven	Class	New Construction
Planning Area	Suitland, District Heights and Vicinity	Land Status	Acquisition Complete

PROJECT MILESTONES

	Estimate	Actual
1 st Year in Capital Program		FY 2017
1 st Year in Capital Budget		FY 2017
Completed Design		FY 2021
Began Construction	FY 2026	
Project Completion	FY 2031	

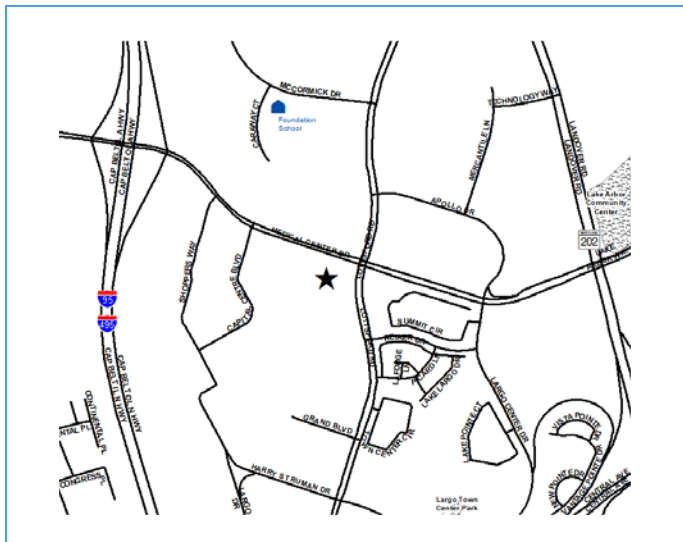
Enabling Legislation: Not Applicable

CUMULATIVE APPROPRIATION (000'S)

Life to Date	FY 2025 Estimate	FY 2026	Total
\$28,000	\$250,000	\$0	\$278,000

Project Summary

Category/Description	Total Project Cost	Life to Date Actual	FY 2025 Estimate	Total 6 Years	Budget Year FY 2026	FY 2027	FY 2028	FY 2029	FY 2030	FY 2031	Beyond 6 Years
EXPENDITURE											
PLANS	\$30,000	\$—	\$30,000	\$—	\$—	\$—	\$—	\$—	\$—	\$—	\$—
LAND	28,000	28,000	—	—	—	—	—	—	—	—	—
CONSTR	220,000	—	220,000	—	—	—	—	—	—	—	—
EQUIP	—	—	—	—	—	—	—	—	—	—	—
OTHER	—	—	—	—	—	—	—	—	—	—	—
TOTAL	\$278,000	\$28,000	\$250,000	\$—	\$—	\$—	\$—	\$—	\$—	\$—	\$—
FUNDING											
REVENUE	\$278,000	\$28,000	\$—	\$250,000	\$68,000	\$140,000	\$42,000	\$—	\$—	\$—	\$—
TOTAL	\$278,000	\$28,000	\$—	\$250,000	\$68,000	\$140,000	\$42,000	\$—	\$—	\$—	\$—
OPERATING IMPACT											
PERSONNEL				\$—	\$—	\$—	\$—	\$—	\$—	\$—	
OPERATING				—	—	—	—	—	—	—	
DEBT				—	—	—	—	—	—	—	
OTHER				—	—	—	—	—	—	—	
TOTAL				\$—	\$—	\$—	\$—	\$—	\$—	\$—	



Description: This project is a 1,100 space parking garage built to support the University of Maryland Capital Region Medical Center. In addition to transforming the health care environment in the County, the Medical Center will play a significant role in the redevelopment of Largo Town Center, one of the first areas designated to be Downtown Prince George's.

Justification: The University of Maryland Capital Region Medical Center generated an anticipated 3,279 direct construction jobs in the County, with an estimated \$429.5 million construction budget. Approximately \$634.9 million in economic development activity is expected to be generated, with 4,853 total jobs supported because of project construction. An anticipated \$397 million in economic activity in Prince George's County was directly generated from the Regional Medical Center, with the support of 2,641 additional workers.

Highlights: The University of Maryland Capital Region Medical Center Parking Facility is complete. Any remaining funds will be used for routine maintenance.

Location		Status	
Address	Lottsford Road & Medical Center Drive, Largo	Project Status	Completed
Council District	Six	Class	New Construction
Planning Area	Largo-Lottsford	Land Status	No Land Involved

PROJECT MILESTONES

	Estimate	Actual
1 st Year in Capital Program		FY 2019
1 st Year in Capital Budget		FY 2019
Completed Design		FY 2020
Began Construction		FY 2020
Project Completion		FY 2022

Enabling Legislation: Not Applicable

CUMULATIVE APPROPRIATION (000'S)

Life to Date	FY 2025 Estimate	FY 2026	Total
\$39,582	\$418	\$0	\$40,000

Project Summary

Category/Description	Total Project Cost	Life to Date Actual	FY 2025 Estimate	Total 6 Years	Budget Year FY 2026	FY 2027	FY 2028	FY 2029	FY 2030	FY 2031	Beyond 6 Years
EXPENDITURE											
PLANS	\$1,291	\$1,291	\$—	\$—	\$—	\$—	\$—	\$—	\$—	\$—	\$—
LAND	—	—	—	—	—	—	—	—	—	—	—
CONSTR	32,341	32,341	—	—	—	—	—	—	—	—	—
EQUIP	806	806	—	—	—	—	—	—	—	—	—
OTHER	5,562	5,144	418	—	—	—	—	—	—	—	—
TOTAL	\$40,000	\$39,582	\$418	\$—	\$—	\$—	\$—	\$—	\$—	\$—	\$—
FUNDING											
REVENUE	\$40,000	\$40,000	\$—	\$—	\$—	\$—	\$—	\$—	\$—	\$—	\$—
TOTAL	\$40,000	\$40,000	\$—	\$—	\$—	\$—	\$—	\$—	\$—	\$—	\$—
OPERATING IMPACT											
PERSONNEL				\$—	\$—	\$—	\$—	\$—	\$—	\$—	\$—
OPERATING				—	—	—	—	—	—	—	—
DEBT				—	—	—	—	—	—	—	—
OTHER				—	—	—	—	—	—	—	—
TOTAL				\$—	\$—	\$—	\$—	\$—	\$—	\$—	\$—